



Message From the President

It was just a little over a year ago when I got a call from Bill Sullivan asking me to consider being the next President of the Blue Bird Chapter of FMCA. I was reluctant to say yes, however I told Bill that I would consider the position.

Over the next months I spent a lot of time researching the challenge of taking a factory sponsored club into the future without factory support. It didn't take long to discover that the greatest challenge was going to be satisfying the expectations of the membership. After all, we have all come to expect a Rally in the Valley with the tens of thousands of factory dollars, over and above our rally fees going into that event.

Everywhere I looked my mind said run, as much as I cared about our membership I knew I should walk away. And yet it seemed like each

time I went to pick up the phone and let Tom Bay know I just could not take the position, one of you would call and encourage me to say yes.



But the time has come for me to make a change. It is time for someone else to take the reins. Yes, I am pleased with what we have accomplished in just a few short months. Karen James, our club secretary has done a great job in researching the records all the way back to 2006 in order to get our Standing Rules up to date. Alan Ritchie, our Senior V.P. has just concluded writing a new Rally Handbook complete with our new rally formats. Greg Peterson has done a masterful

job in getting our club bank accounts reconciled and on the web so that he and I can track bank activity. Greg, has also culled the entire membership list making sure the info we have is correct. He has made the list available on the web for our membership to access. Rich Ducci and his wonderful team has produced a monthly newsletter that is second to none. We have come up with some excellent rallies including a strategy for an all new Blue Bird Family Reunion. And that's just the beginning.

But I must be honest with myself and you, a time for change is now. I know that there are a number of members who could do an excellent job or even better, in leading this club. So it is with sadness in my heart and my sincerest, heartfelt "Thank You" I can only say,

(Continued on page 4)

1979— Original Buddy Luce Speech

As reported in a previous issue of Bird Tracks, Steve Mitchell, owner of Parliament Coach purchased all "Intellectual Property" regarding Blue Bird Wanderlodge at auction. Mr. Mitchell has provided a safe home for this valuable information and is discovering more and more documents all the time. He has supplied the original, hand notated speech given by Buddy Luce in

1979 and it is being reprinted here in a two part series for your enjoyment. The first installment appears on pages 14 and 15. Thanks Steve Mitchell & Parliament Coach for rescuing these documents and for sharing them with the Blue Bird Chapter, FMCA. I know you will enjoy this and we look forward to future submissions by Steve as he discovers more documents in his archives.

Inside this issue:

- Cooking is for the Birds
- Tech Tips - Basic Electrical
- Amish Rally
- Rock The Rockies Rally
- Cajun Rally
- Sunshine & Mists

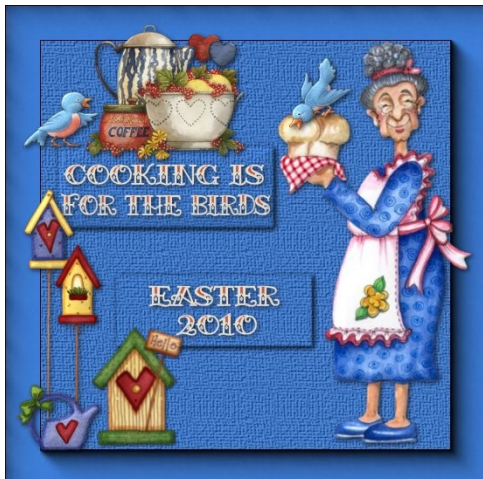
Special points of interest:

- 1937 Housecar
- Easter Magic
- Expanded Links
- Buddy Luce 1979 Speech
- Important Notices
- Old Blue Keeps On Rollin'

BLUE BIRD CHAPTER, FMCA

Bird Tracks

Cooking is for the Birds by Kay Green Losh



. I believe that Spring is finally coming! As I write this, we've had several days of 60-degree weather and expect 70's tomorrow! Finally, after such a winter! Easter will be coming soon, and for us that has always meant a big family dinner--Ham, scalloped potatoes, veggies, salad and a beautiful dessert. Of course, there has to be deviled eggs! In our family, there are certain dishes that "belong" to special holidays; when I ask the kids what they want; they name the same things, so there are only small changes allowed.

Yvonne dePugh sent a recipe for **Sour Cream Pound Cake**, which I think, will be on our Easter menu--

- 2 sticks salted butter, softened
- 3 cups sugar
- 6 eggs
- 3 cups cake flour
- ¼ t baking powder
- 1-cup sour cream
- 2 t almond extract
- 1 t vanilla extract

Preheat oven to 325 degrees. Grease and flour a 9-inch tube pan with parchment paper.

Cream together the butter and sugar until light and fluffy. Add the eggs, 2 at a time, beating thoroughly after each addition. Sift together the cake flour and baking powder. Add to the butter mixture alternately with the sour cream beginning and ending

with flour. Blend in the almond and vanilla extracts. Bake 1 hour and 20-30 minutes (80-90 minutes). Test with cake minutes. Cook in the pan 10 minutes, then invert on a rack, turn upright, and allow to cool completely.

Another of **Yvonne's** recipes was one that I thought might be useful for a Rally or a family get-together.

Big Batch Spaghetti Sauce

- ¼-cup olive oil
- 3 medium sized onions, thinly sliced
- 2 large garlic cloves, finely chopped (you may want to add more)
- 4 28-oz cans crushed tomatoes (or a 6 lb, 6 oz large can)
- 3 12-oz cans tomato paste
- 6 Tablespoons brown sugar
- 1 T. dried oregano leaves
- 4 teaspoons salt
- 2 teaspoons dried basil leaves
- 1 teaspoon ground black pepper

In an 8-qt. Dutch oven over medium heat, in hot olive oil, cook sliced onions and chopped garlic until tender, stirring occasionally. Add tomatoes with their liquid, tomato paste, brown sugar, oregano, salt, basil, and pepper. Raise heat to high, heat sauce to boiling. Reduce to medium low, partially cover Dutch oven & cook 3 hours, stirring mixture occasionally. Makes about 8 pints, about 75 calories per ½-cup sauce.

Yvonne sent several recipes that sound wonderful--more next time!

It's time to get outside, with some decent weather finally arriving. A few years ago, at the Rally in the Valley, while we were "out in the field", someone--I'm really sorry I don't remember his name!--cooked

brats and hot dogs using a hot onion /beer bath for them. Terrific! When I saw this recipe, I remembered his great sandwiches. Wherever you are, THANKS!

Beer-Braised Grilled Bratwurst with Onions

- 4 Tablespoons butter
- 4 cloves garlic, minced
- 3 medium white onions, sliced
- 2 cans beer (your choice)
- 8 bratwurst sausages
- 8 hard rolls, or 6-inch baguette sections, split



Melt butter in a deep, heavy skillet over med-high heat. Sauté onion and garlic until onions are translucent. Add beer and bring to a boil. Add raw bratwurst and return to a boil. Immediately reduce heat to a simmer, and cook uncovered for 20 minutes. Take Brats out, grill over hot coals 3 minutes per side, to sear and add grill marks. Serve on the rolls with mustard and lots of the beer-soaked onions. (The beer cooking liquid should soak the roll and drip from the bun!)

You can also grill the Brats first until browned and seared with grill marks until half-cooked, then finish in the beer/onion/garlic mixture for 20 minutes, simmering until cooked through to the center. Keep in the mixture until you serve them.

Send your favorite recipes to:

Cooking@BlueBirdChapter.org

Amazing "Housecar" by Roy Zanca

One of only six said to have been made per year in the mid-30's at the Ford plant in St.



Paul, Minnesota, according to an article on this car in a 1993 "Old Cars" magazine article. Very few others--perhaps none--remain on the road, and certainly not in such amazing original condition. The only other known example that I heard of was supposedly housed in the Henry Ford Museum in Dearborn, Michigan. But that turned out to be an early 1920s Model T conversion,



the curator told me. He said he'd never seen anything like this '37! When discovered in a garage (under a heavy cover) in



Northern Minnesota in August 2001, she had only 19,000 miles, and the owner's manual was actually still in the glove box in like-new condition! She had always been garaged and treated with 'Much TLC' as a collector vehicle. The interior, all wood lined, was still the way it appeared in the '30's and '40's, complete with framed photos of the original owner on his travels (mainly to Florida) and his cabin in the North Woods, plus and other memorabilia from the era. Built on the '37 Ford Pickup frame and cowl-

ing (powered by a 60-hp flathead V8 with aluminum heads), the rear framing is all wood, with the metal skin wrapped around it. The roof structure, too, is all wood, over which the heavy, waterproofed canvas top is still very securely fitted. The structure of the Body is solid, appearing from underneath to be all oak, and still in a remarkably unaltered, undamaged condition. The door frames are thick, solid oak, and oak is visible around the window openings (as on the four side windows in back) -- though it is painted over.

She was a big hit at this campground once we got that Great old flattie V8 hummin'! Note her expanding roof and the original dark green color, which had been repainted. I figure the canvas roof was originally painted in reflective silver to keep it from getting too hot inside. All four side windows open, while the back one tilts out to three positions. The windshield also tilts open at the bottom for natural AC while driving. Here are a few shots of her in August 2001, out on the road in the Chippewa National Forest north of Grand Rapids, MN... Practicing for her next adventure: "Destination Wavecrest 2001."



A slice right out of 1930's, just as the original owner left it. All the windows open, with curtains on the four side ones and pull-down shades on the back window, as well as on the driver's and passenger door win-




dows. A wide storage cabinet is located under the bed. The wood headliner, with vent and canvas expanding portion visible. Four wood pieces hold it securely in the up position, while clamps hold it down while driving.

More interior views....note the cedar branches hanging in the corners for that north woods aroma. Cabinets and Aluminum sink (with a wood cover insert) are

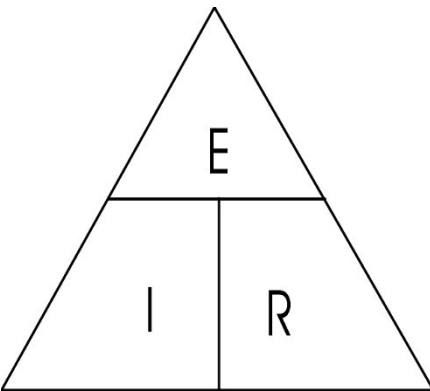


visible on the left. All the antiques stuck away inside, as well as those hanging on the walls, came along for the ride. Also note the table behind the driver's seat, which folds down.

Technical Tips and Tricks: by Ralph Fullenwider



Hello everyone, after an extremely blustery and chill winter with the snow and below freezing temps; Charolette and I have started to enjoy the early advance of spring up time here in the mid-west. Trout season is almost over and I am happy to report that at least one more fly fishing foray is at hand. (smile) Last issue, we started on a little trouble shooting talk and I said that we really needed to delve into a little electrical 101 that will help us understand how wiring circuits are designed. We won't go deeply into this world of RV electronics because it is not really needed. Let us start with knowing a little about OHM's Law. Ohm's law is a bare root basic that is easy to use and



is the world's standard for following electrical circuits and without it we would not know how to figure wire size, or amperage or resistance and voltage and how they interact upon one another.

Refer to the diagram of ohms law, looks easy right? And it is! The Key to what it means; $E = \text{Voltage AC or DC volts/potential to do work}$. $I = \text{Amperage / electrical flow}$. $R = \text{Resistance / amount of resistance against the flow}$. $P = \text{Watts (power factor of resistance)}$. With any 2 items above or in the formula the 3rd can be resolved. A. So when volts and ohms are known then volts divided by ohms will equal Amperage. B. When Watts and voltage are known, and then Amperage is equal to Watts divided by Voltage. C. When Amperage and volts are known then Amperage divided by volts equals resistance. Ok, what does all this mumbo jumbo mean to us? With the above formulas, we can determine how big an inverter needs to be to run some of the items in the Coach off battery. And the size of the wires have to be in order to carry the amperage needed to run those items, then I lastly how long you can run the inverter off the batteries before they are dead and won't start your Coach. Or you want to modify the routing of voltage to the headlights from the switch on the dash, to a relay. This gets the power off the switch and gives you bright head lights because the power now comes through the relay from the batter instead of the power robbing switch on the dash. So what size wiring do you use? What is the amperage load of the lights, or the coil of the relay? It answers the question of, "Why do I need to different sizes of wire?" Remember that Amperage causes

heat, thus wire size is increased in size to offset the heat. So usually battery cables are 2/0 to 4/0 which carries larger amounts of amperage safely. And just a rule of thumb, though not all inclusive, if you have a 2/0 cable for the positive then use a minimum of 2/0 cable for the negative or ground side as well. One VERY good book to have on board the Coach for reference is: *Managing 12 volts* by Harold Barre, ISBN 0-9647386-1-9. Publisher, Summer Breeze Publishing, 1017 El Camino Real, Suite 364, Redwood City, CA 94063-1632. Trouble shooting electrical problems can be hard at times, because you can't see electrical flow with the eye, it does not smell or taste, but it will sure set you on your heels if you don't respect it. Of course, one will need a couple of trouble shooting items to follow the flow or find the voltage or measure the amperage of electrical circuits. A good multi-meter and amperage meter or a combination of both is essential to have on board. Or at least a trouble light that lights up to let you know there is voltage present but not the amount of voltage. Next time we can follow a circuit to find out where a problem is or even if I have a problem.

Safe travels,

Ralph and Charolette Fullenwider
"84FC35 "Ruff Diamond"
Duncan, Oklahoma

TechTips@BlueBirdChapter.org

Message From The President (Continued)

(Continued from page 1)

April Fools!!!!. I can't wait to see you this year at one of our upcoming Blue Bird Rallies. So until Bobbie and I see you "On the Road Again" take care and

drive safe.

Still your faithful servant!

Dan



Amish Rally! June 13th-17th

A 2010 Family of Friends Sponsored Rally

The Ohio Amish settlements have become some of the most desired tourist destinations in the country. Come and enjoy the beautiful Scenic Hills RV Park in the heart of one of the largest Amish settlements found anywhere www.scenichillsvrnpark.com. This scenic area is loaded with history and includes many working farms, logging and wood processing plants. You will enjoy exploring many of the local furniture manufacturing companies found throughout the area. We will feast at breakfast and dinner at the famous Der Dutchman Restaurant www.dhgroup.com, dinner at the Chalet in the Valley www.chaletinthevalley.com and Dinner at an Amish home. Do Not Miss having Ice Cream at the Walnut Creek Cheese. We will be visiting a local winery, an Amish Farm and an Amish School. So don't miss this opportunity to join in with your Blue Bird Friends and take in this most impressive area in our country. Space is limited so don't hesitate in getting in your registration. Four (4) nights \$300.00 for a coach and two (2) people. \$198.00 for a coach and one (1) person and \$103.00 for each additional person. 50 amp sites will be available for most attendees with 30 amp for some, this is first come first serve, so don't delay. Price per coach with two (2) people \$300.00 Price per coach with one (1) person \$198.00 Price per additional person (each) \$103.00



Sunday June 13th 2010

1:00 - 4:00 Check in Scenic Hills RV Park

4:00 P.M. Social Hour BYOB

5:00 P.M. Dinner at Chalet In the Valley

Local Entertainment after dinner

Monday June 14th 2010

9:00 A.M. Breakfast at Der Dutchmen Restaurant

11:00 A.M. Tour Briedenbach Wine Cellers (car Pool)

Lunch is on your own

Visit many local sights (list will be made available at registration)

2:00 P.M. Ice Cream 2 Walnut Creek Cheese (DO NOT MISS)

6:00 P.M. Dinner is on your own

Tuesday June 15th, 2010

8:00 A.M. to 9:00 A.M. Continental Breakfast (coffee and pastry)

Free day to enjoy the areas many sights

6:00 P.M. Dinner at Der Dutchman

A short business meeting after Dinner

Wednesday June 16th, 2010

8:00 A.M. to 9:00 A.M. Continental Breakfast (coffee and pastry)

Visit an Amish Farm and one room school house. Optional: horse and buggy rides

6:00 P.M. Dinner at a local Amish Home

Thursday June 17th, 2010

8:00 A.M. to 9:00 A.M. Continental Breakfast (coffee and pastry)

Depart and Safe travels

I-77 From the North and South exit 83 Dover, go west toward Sugar Creek on S.R. 39 (Approximately 15 miles). Watch for Hiland High School on the left. Turn Left on C.R. 77(TR 367) Scenic Hill RV Park is on your right. I-71 From North or South take exit 173, go east on S.R. 39 (Approximately 43 miles) watch for Scenic Hills Sign. Turn right on C.R. 77 (TR 367), Scenic Hills RV Park is on your right. DO NOT USE MAP QUEST OR GOOGLE ---They often take you on back road not suitable for large RV's

TO REGISTER FILL OUT AND MAIL RALLY REGISTRATION FORM ON PAGE 11 OF THIS ISSUE



Rock the Rockies!

A 2010 Family of Friends Sponsored Rally

Join your Blue Bird Family of Friends July 9 to July 14, 2010 in beautiful Pikes Peak Country for a “Rock the Rockies Rally”. We will rally at the Garden of the Gods Campground in Colorado Springs. Be ready to enjoy rock soup, our own Family of Friends murder mystery, a Melodrama dinner and show, visit Cripple Creek and Victor and ride an authentic 1800’s steam train, tour the United States Air Force Academy and the Garden of the Gods, and enjoy a western dinner and show at the Flying W ranch. All of this and much more will be included in your rally fee! Join us for six days and five nights of fun and friendship! \$520.00 per coach with two people. Coach and one person - \$397.50. Spaces are limited. A \$200.00 deposit reserves your spot. Balance due prior to June 10, 2010.

Friday July 9

Registration 11:00 to 1:00 @ campground pavilion
 Enjoy rock soup during registration
 5:00 p.m. Heavy Hors d’ourves @ campground
 Murder Mystery @ campground

Saturday July 10

11:00 am- USAF & Garden of Gods guided bus tour
 6:00 p.m.- Catered Dinner at Campground

Sunday July 11

Free day—enjoy Pikes Peak, the Cave of the Winds, Seven Falls, The US Olympic Training center, Royal Gorge, Shopping, hiking, rafting, or just breathe in the fresh air and take in the beautiful scenery.

6: 00 p.m.-Iron Springs Melodrama/dinner show

Monday July 12

10:00 a.m. -Cripple Creek/Victor (car pool)
 1800’s Steam Train ride/Victor
 Take a side trip to visit the Mollie Kathleen gold mine and take home a real gold nugget

Tuesday July 13

Free Day to enjoy more of the Rocky Mountains and Colorado Springs area (Check out www.pikes-peak.com for more information)

5:00 p.m. - Flying W Dinner Show

Wednesday July 14

On the Road Again



TO REGISTER FILL OUT AND MAIL RALLY REGISTRATION FORM ON PAGE 11 OF THIS ISSUE

Sunshine & Mists by Brenda Rodgers



We extend deepest sympathy to Dan and Carolyn Greer in the loss of Dan's Mother on January 4th. His Mother, Geneva Greer, passed away at the age of 98 in Texas. Also we send get well wishes to Carolyn's Mother, Hazle Mae Schrank. Her Mother will be 99 in October and is dealing with a fractured pelvis.

We send our thoughts and prayers of sympathy to Greg and Judi Peterson in the loss of Greg's youngest brother this past week. He passed away unexpectedly while working in Hawaii.

We extend sympathy to Linda Gurley in the recent loss of her brother, Norman Thaxton.

We send special get well wishes to Sally Baze who is undergoing heart related surgery.

Reports are that Wayne Sneed is doing well following a second surgical procedure.

We were saddened to learn that former Blue Bird Chaplain Rev. Hubert Wheeler passed away on March 24. Please remember his wife, Joyce, and their family in your prayers.

Please refer to next month's Bird Tracks for further comments about Hubert and his ministry at Blue Bird.

Our thoughts and prayers go out to his wife, Joyce, and his family. Their home address:

Mrs. Joyce Wheeler

818 Wera Place

Macon GA 31210

Please remember to contact us when you have news we can share with the Blue Bird Family. Sunshine@BlueBirdChapter.org

Best wishes to all of you and those you love for a wonderful Easter and a beautiful Spring. Peach trees in the Fort Valley area are blooming at their peak, along with the beautiful Bradford Pear Trees. Travel safely and have lots of fun as you enjoy your Blue Bird!

NOTICE! NOTICE! NOTICE! NOTICE!

The June Issue of Bird Tracks will be the last mailed copy. As you are aware, the costs of printing and mailing our newsletter have increased dramatically over the years. Factory support for mailing, once a tremendous benefit to the Chapter, no longer exists. In order to give members the best newsletter possible without increasing the costs to a point where it is prohibitive, Bird Tracks is going to be an online only publication starting with the July 2010 issue. While we realize that

some members have not yet entered the digital age of personal communication, everyone knows someone who has. We will continue to send monthly emails to all members or designated persons who have a valid email address and these emails will have a clickable link to the latest issue of the newsletter. Starting in July 2010, enlarging the newsletter will no longer carry the penalty of increased costs of printing and mailing. Your contributions of articles, stories, tips, rally promotions and other offerings of beneficial Chapter information can then be

shared without budget concerns. As always, look for the contact information in Bird Tracks and you can help make our newsletter more entertaining and informative for the membership. Eliminating the need to have those members in the digital age carry the burden and the expense of printing and distributing a hard copy will allow more funds to be used for the benefit of all members.

If you do not use email or do not have a computer, you **MUST** send your designated persons email address to the Treasurer. Use the update information form on the last page.

Please Note... Chapter Address Change

The Blue Bird Chapter of FMCA has CLOSED the P.O. Box in Fort Valley, GA. We have established a new, permanent address and are using the FMCA mail forwarding service. Please send your dues and rally payments to our new, permanent chapter address, via FMCA mail forwarding.

The Blue Bird Chapter's address is:

Treasurer

Blue Bird Chapter of FMCA, LLC

3590 Round Bottom Road

Cincinnati, OH 45244

Old Blue Just Keeps Rollin' Along For Annie & Bill Dwyer



It is always interesting to receive personal articles about our family of Bluebird members, their experiences as they travel, and also their hobbies and interests. This month we would like to introduce you to Bill and Annie Dwyer, Bluebird members and owners since 1994. They met back in 1979 and spent their first years together developing a golf course on 735 acres near Branson, Missouri. A farm girl from Illinois Annie was the perfect candidate to help Bill in designing and building the golf course, plus maintaining it. From equipment operator to including running a jackhammer she then became the greens superintendent and golf pro. When not busy with those responsibilities she also was the secretary and book-keeper of the whole operation. In 1988 Bill suddenly became ill and required open heart surgery. After he was well on his way to recovery after surgery they moved to Florida in 1989 and have lived in St. Petersburg ever since.

In 1994 they became proud owners of their 1978 31ft Bluebird. Bill began right away with a complete redesigning of the inside and a brand new paint job of white with blue stripes. They named it "Ole Blue" and many of you may remember seeing it at our family Rallies In The Valley. As people walked by, their heads turned to take a second look and even stopped to ask questions. They still own Ole Blue and it is the only Bird they have had.

Before becoming Bluebird owners, they owned a 47 foot houseboat on Table Rock Lake near Branson. It was at that time that Bill invented a device for cleaning the waterline on any boats. rg He had experi-

enced how hard it was to hang onto the side of the boat while it was in the water. A yellow u-shaped handle with two blue force cups, it was called Hol-tite and is currently being shipped all over the U S and Europe and also sold in all major marine supply stores. Also a perfect excuse to travel in their Bird.

Bill and Annie like to travel mainly to the Midwest to visit families and friends in Missouri and

Illinois. They have 9 grandchildren and 12 great grandchildren most of whom live near Kansas City. With such a big family it is pretty hard for them to travel elsewhere but they also try to stop and see other Bluebird owners who they have met during their motor home adventures. In the wintertime they spend the two months of February and March in the Florida Keys. As they tell everyone, it is too cold in St. Petersburg. You will never find Bill and Anne without their African Grey parrot named Gabby who has been with them for over 25 years.



For the past several years Annie has spent much of her relaxing time as an artist. During those years there were some months when she did not have time to paint at all, but in the last five years her thrust is to learn as much as she can and take advantage of the opportunities. With the ability to travel in their Bluebird Annie

has been able to take several workshops with famous artists in beautiful places such as St. Simons Island, the Florida Keys, and Jekyll Island.

The limitations on space in a 31ft motor home make it a real challenge to continue her painting skills, but during the last six months Annie has found a new form of artistry in painting miniatures. The largest size can only be 5 x 7 but there is not a minimum so any size less is acceptable. "Painting miniatures is a different technique all to-

The limitations on space in a 31ft motor home make it a real challenge to continue her painting skills, but during the last six months Annie has found a new form of artistry in painting miniatures.

gether", says Annie, and "I have found it to be a real challenge, with the results very beautiful and rewarding". A miniature show can

have as many as 800 entries and not all entrants are accepted. The Miniature Art Society of Florida just held their annual show in February and artists from all over the world submit their work. Annie has found a way to enter a regular art show by mounting her miniatures on a 8 x 10 frame in front of a matt background. There are several surfaces that are allowed but you cannot frame in anything plastic or artificial wood. Her favorite surface is ivorine which is the closest artificial material to real ivory. It is manufactured in England and has special crystals which add luminosity to your color. Some of the paintings are done under a magnifying glass and some even on ivory piano keys and also jewelry.

In the last year Annie has won several outstanding awards during various shows. In December she won first place in the Pinellas Park Holiday show with a painting of the Budweiser Clydesdale horses drawing their wagon thru the snow and a red covered bridge. "I made that piece into Christ-

(Continued on page 9)

Old Blue (Continued)

(Continued from page 8)



But her biggest thrill came just two weeks ago when she entered two of her miniature art pieces in the local show in the Keys and she walked away with first prize over several professionals who have very high reputations as excellent artists. "I still think I will wake up from a dream but to enter two miniatures against this type of competition and win is something I will never forget". "I think I have opened the door for miniatures to compete on the same level as regular art work and it makes me very proud". Traveling in the Blue-bird miniature painting is a perfect fit.

mas cards and now I am sure everyone has it framed and hanging on their walls. "Then in January the local art society held a show in which the mayor of the city would pick two pieces of art to hang in City Hall. Annie's pastel piece of a horse and rider performing dressage was picked and the city paid her the selling price. As one can tell by looking at her work, her favorite subjects are horses and after that dogs and cats. She will do commissions and is not afraid to paint any subject matter, even portraits of people.

Now with Annie's instruction and guidance Bill has started to learn to draw and sketch also. He chooses not to use color but only with paper and pencil. "I feel I have the best teacher in the world" says Bill, "but I do not ever intend to compete against her. She is the greatest as far as I am concerned".

Annie and Bill intend to travel to the Midwest this summer and perhaps along the way Annie will be entering as many shows as possible, painting any commis-

sions she can get or perhaps even give some classes on just plain painting or teach how to do miniatures. It's a good way to advertise herself and see the coun-



tryside. If you see Ole Blue parked in a campground or anywhere along the way, just knock on the door and stop to say hello.

If anyone would like to contact Annie and Bill their phone number is 727 424 0070 and their email address is: w.dwyer@att.net

Blue Bird Owner Tips [Send yours to Newsletter@BlueBirdChapter.org](mailto:Newsletter@BlueBirdChapter.org)

Here is a quick study on the refrigerators in our Coaches and a couple of temp guidelines to go by.

When packing the fridge for a trip, remember to leave air spaces between items for better air circulation. Unlike the fridge in the house, most of the units in our Coaches are Ammonia based and do not have compressors in them. In the home units, you have settings for both, the freezer and the main refrigerator box. In the Coach units, it is the freezer (the shelf and back plate) that cools the entire unit.

Here is one to write down in your "keep an eye on" notes. The freezer temp on the temp gauge should be around 6 degrees F give or take a degree or 2. And the main box should have a temp of 36 to 39 degrees F.

The back fins in the lower part of the fridge are there to help dispel condensation by the drip tray just under the fins, point is, don't pack the area in front of the fins

tight. And while we are on the subject of fins, if you look at the fins and look right, there should be something attached to about the 4th or 5th fin that has a wire on it. This is a very important part of keeping your fridge at the right temperature. So be sure it is attached there and if knocked off, be sure to put it back.

It will take about 7 minutes for each opening and closing to get the lost cooling back. And opening and holding it open to look for a snack but you're unsure? Well in the house that is ok but in the Coach that makes things work harder.

There should be a cooling fan located in the outside compartment to pull air in through the coils and up and out of the stack. Heat needs to be removed to increase cooling capacity of the units. Oh, if you're in Phoenix in the summer, try to park the Coach where the afternoon sun is on the side of the Coach away from the outside refrigerator compartment. This little thing will help the fridge cool better.

Ok, pack in the steaks, pork chops and let's get on the road! <grin>

Safe travels,

Ralph and Charolette Fullenwider
"84FC35 "Ruff Diamond"
Duncan, Oklahoma

Hello,

Just to inform you that if anyone needs to replace any exterior Stainless Steel Panels on their Blue Bird, there is a company that can duplicate your panels perfectly. The name of the company is SUM MIT PRODUCTS (800-329-2958), 6220NW Beaver Drive, Johnston, IA 50131.


This information might be of help to some Blue Bird owners.

Sincerely
John Medynski

Upcoming Rally Schedule

2010 Blue Bird Chapter of FMCA Rally Dates

Associated FMCA Clubs
And Dealer Rallies

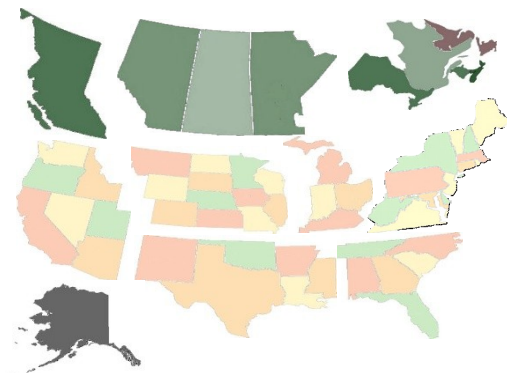


April 18th - May 1st 2010 Vintage Bird Rolling "Florida History Rally"

May 4th-7th Coachcraft by MacDonald 2nd Annual Rally in Pine Mountain, GA at Pine Mountain Campground*

June 13th - 17th 2010 Family of Friends "Amish Rally," Millersburg, OH

Hosted by Paul Spear



To email your area VP, click on the section of the map that corresponds to the area where you wish to hold your rally.

July 9th - 14th 2010 Family of Friends "Rock the Rockies", Colorado Springs, Colorado

Hosted by Karen and Dennie James and Jon and Neat Scott

July 26th - August 1st 2010 Vintage Birds and *SWBB "Oshkosh, Rally"

August 1st - 6th Wild Bunch "Taste of Oregon Rolling Rally"

August 11th - 14th FMCA International Convention, Redmond, Oregon

September 26th - October 5th 2010 (tentative date) Family of Friends, "Fall Colors Northeast Rolling Rally"

Hosted by Alan and Jane Ritchie

October 7th - 10th 2010 Vintage Bird, Hershey, PA Rally

October 17th - October 22nd Family of Friends "Blue Bird Family Reunion" The Cajun Extravaganza Rayne, LA

Hosted by Roy Zanca and Chuck Arnold

October 20th - October 24th 2010 *Rats Rally, Pine Mountain, GA

October 28th - October 31st 2010 Vintage Bird, New Orleans Rally

*denotes non FMCA sponsored club

Rally Hosts Wanted! Contact your Area VP to check and reserve a date. It's not too late to hold a rally in 2010 .

2011 dates can be reserved now too. If you have never hosted a rally, now is the time to

do it. With a little planning and your knowledge of a particular area, you can put together a rally that is as formal or informal as you want. Either way fun will be had with other Blue Bird owners. You get to decide, picnic on the beach, pot luck at the campground, entertainment, free time? Your knowledge of a particular area can be shared with others who have never visited the area or would like to return and see things they didn't know were there. Start planning now!

Northeastern Jay Zeigler
610-622-8113 (C)
717-933-4666 (H)

NortheastVP@BlueBirdChapter.org

South Central Roy Zanca
504-491-5149 (C)
504-242-1705 (H)

SouthCentralVP@BlueBirdChapter.org

West Central Jim Olds
507-645-5549 (H)

WestCentralVP@BlueBirdChapter.org

Western Dan Sunderland
760-445-0005 (C)

WesternVP@BlueBirdChapter.org

East Central Paul Spear
740-629-7336 (O)

EastCentralVP@BlueBirdChapter.org

Southeast Jimmy Cox
864-420-1481 (C)

SoutheastVP@BlueBirdChapter.org

Senior VP Alan Ritchie
239-949-1021 (H)
380-380-9090 (C)

SeniorVP@BlueBirdChapter.org



Handy Links (In no particular order)

- | | | |
|---|--|---|
| FMCA Home Page | Parliament Coach | RV Electric Information |
| Vintage Birds | Coachcraft by MacDonald | RV Mechanic Online |
| Wanderlodge Owners Online | Bird Connection | Blue Bird Customer Access |
| Wanderlodge Owners Group | Bird Maps | Camping World |
| Wanderlodge Yahoo Forum | Bye Buy Bluebird | Dupree Products |
| Buddy Gregg Motorhomes | Classic Coachworks | RV Stuff USARV Toy Outlet |
| John Bleakley Motorhomes | Hydronic Heating Forum | RV Upgrade Store |
| Holland Motorhomes | Blue Bird Gear (Clothing etc.) | West Marine |

Your Chapter Officers, Directors and Committee Members

President: Dan Jensen
Senior Vice President: Alan Ritchie
Treasurer: Greg Peterson
Secretary: Karen James
Northeastern Division VP: Jay Zeiglar
South Central Division VP: Roy Zanca
West Central Division VP: Jim Olds
Eastern Central Division VP: Paul Spear
Southeastern Division VP: Jimmie Cox
Western Division VP: Dan Sunderland
National FMCA Director: Bill Kirchner
Alt. National FMCA Director: Jon Scott
Past President: Tom Bay
Welcome Hostess: Neat Scott
Sunshine & Mists: Brenda Rodgers

Newsletter Committee
Rich Ducci: Chairman
Neat Scott
Ralph Fullenwider
Karen James
Kay Losh
Alan Ritchie
Slim Somerville
Martha Vaughn
Shane Fedeli

The following email addresses have been set up for your convenience. Your Chapter Officers, Directors and Committee Members want to hear from you.

President@BlueBirdChapter.org
Secretary@BlueBirdChapter.org

Treasurer@BlueBirdChapter.org
SeniorVP@BlueBirdChapter.org
NortheastVP@BlueBirdChapter.org
SouthCentralVP@BlueBirdChapter.org
WestCentralVP@BlueBirdChapter.org
EastCentralVP@BlueBirdChapter.org
SoutheastVP@BlueBirdChapter.org
WesternVP@BlueBirdChapter.org
NationalDir@BlueBirdChapter.org
AltNatDir@BlueBirdChapter.org
Newsletter@BlueBirdChapter.org
TechTips@BlueBirdChapter.org
Cooking@BlueBirdChapter.org
Sunshine@BlueBirdChapter.org
[Welcome@BlueBirdChapter.org](mailto>Welcome@BlueBirdChapter.org)
Classifieds@BlueBirdChapter.org

CUT ALONG DOTTED LINE—NOTE: Rally Committee Reserves the Right to Add Even More Fun at No Extra Charge!

[Blue Bird Chapter, FMCA Rally Registration Form - Use This Form For Any Chapter Rally Registration](#)

Date: _____ Rally Name/Event You are Registering For _____
Last Name: _____ First Names: _____
Address: _____ City/ State/ Zip: _____
Phone #: _____ Cell # _____ Email: _____
Make of Coach: _____ Length: _____ Model _____
Blue Bird Club # _____ FMCA # _____ First time: _____ Handicap? _____
Number of People 1 ___ 2 ___ Additional Person (s) _____ Total Amount Enclosed \$ _____
Check Enclosed _____ (Checks must be made to "The Blue Bird Chapter of FMCA")
OR: Credit Card # _____ Expiration Date _____ CCV # _____
Visa _____ Master Card _____ Discover _____ American Express _____

Mail to: Treasurer, Blue Bird Chapter of FMCA, 3590 Round Bottom Road, Cincinnati, OH 45244

Buddy Luce 1979 Speech

submitted by Steve Mitchell, Parliament Coach

BUDDY LUCE - WANDERLODGE SALES MEETING 1979

WHEN YOU HAVE THE OPPORTUNITY TO SAY A FEW WORDS AT A MEETING SUCH AS THIS, SEVERAL THINGS GO THROUGH YOUR MIND.

FIRST YOU HOPE YOU HAVE SOME INFORMATION THAT IS HELPFUL.

THEN YOU HOPE YOU CAN COVER THINGS OF MUTUAL INTEREST.

FINALLY YOU HOPE THERE WILL BE SOME POSITIVE ASPECTS TO EMPHASIZE, THAT WE CAN ALL STIR INTO OUR THINKING AND OUTLOOK FOR THE YEAR AHEAD.

WE HAVE ALREADY HAD A TREMENDOUS AMOUNT OF INFORMATION GIVEN TO US IN A MOST STIMULATING WAY. YOU SHOULD KNOW A LOT MORE ABOUT THE PRODUCT AND THE POLICIES THAN WHEN YOU CAME.

THIS HAS BEEN A TERRIFIC MEETING. I WANT TO CONGRATULATE JOHN, DICK, PHIL, HERMAN, AND ALL THE REST OF THE WANDERLODGE FOLKS FOR ALL THEY HAVE DONE TO MAKE THIS SUCH A FINE TIME FOR ALL OF US.

DON'T YOU THINK THEY DESERVE A BIG HAND?

- 2 -

NOW I LOOKED OVER THE LIST AND THERE ARE SEVEN NEW DISTRIBUTORS WITH US TODAY.

WE ARE GLAD TO RECOGNIZE YOU, AS YOU ~~WERE~~ ATTENDED THIS FIRST WANDERLODGE MEETING AND WE LOOK FORWARD TO YOU BEING WITH US FOR MANY MORE SUCH OCCASIONS.

? ~~LET'S GIVE THEM A BIG WELCOME.~~ ?

FOR THEIR BENEFIT I WANT TO DO A QUICK REVIEW OF WANDERLODGE HISTORY.

I GREW UP WITH AN INTEREST IN CAMPING THAT GOES BACK TO BEFORE I WAS BORN.

WHEN DAD AND MOTHER WERE MARRIED, DAD WAS SELLING MODEL T FORDS IN SOUTH CAROLINA. FOR THEIR HONEYMOON THEY WENT TO DETROIT - TOOK DELIVERY ON A MODEL T, BOUGHT A TENT, SLEEPING BAGS AND CAMP COTS AND DROVE BACK TO SOUTH CAROLINA - CAMPING ON THE WAY.

DAD KNEW HE COULD SAVE THE AMOUNT OF THE RAILROAD FREIGHT BY DRIVING THE CAR TO SOUTH CAROLINA. I NEVER DID KNOW WHETHER OR NOT HE TOLD MOTHER THAT PART OF THE DEAL.

HERE IS PART OF THE ~~CAMP COOK KIT~~ KIT THEY USED ON THAT ~~CAMPING~~ TRIP. IT HAS A GRILL TO PUT OVER THE FIRE - TWO COFFEE CUPS AND THIS TO COOK THE MEAL IN.

- 3 -

THIS IS A FAR CRY FROM A WANDERLODGE WITH A DOUBLE OVEN, BUT YOU CAN SEE WHY I FEEL THAT AS A FAMILY WE HAVE A LONG TIME COMMITMENT TO TRAVELING AND CAMPING.

WANDERLODGE JUST HAPPENS TO BE THE BEST WAY I KNOW TO DO IT TODAY.

ABOUT 1962 WE FIRST MET THE PEOPLE FROM CUSTOM COACH. THEY WERE CONVERTING GREYHOUND COACHES AT THAT TIME.

THEY WANTED A BETTER SOURCE ON SHELLS TO PROVIDE TO THEIR CUSTOMERS. WE AGREED TO BUILD A UNIT AND PUT IT IN THEIR SHOP ON CONSIGNMENT FOR THEM TO BUILD IN THE INTERIOR.

ACTUALLY WE BUILT TWO UNITS, BUT WHEN CUSTOMERS DIDN'T MATERIALIZE WE PICKED UP THE UNITS AND ARRANGED TO HAVE A MOBILE HOME COMPANY BUILD IN THE INTERIORS.

WE DEMONSTRATED THE UNITS AT ~~MOBILE~~ HOME SHOWS - AND AT A CAMPING SHOW AT THE MACORMICK PLACE IN CHICAGO.

- 4 -

PEOPLE LIKED TO WALK THROUGH THEM, BUT NOBODY BOUGHT ONE. THE PRICE WE WERE ASKING THEN - ABOUT \$18,000 WAS HIGHER THAN PEOPLE INTERESTED IN CAMPERS OR TRAVEL TRAILERS WERE WILLING TO PAY.

FRANKLY WE WERE JUST ABOUT TO WRITE OFF THE WHOLE PROGRAM WHEN HOUSE BEAUTIFUL MAGAZINE, FEATURED AN ARTICLE ABOUT MOTOR HOMES. ACTUALLY THERE WERE VERY FEW AT THAT TIME, AND IT REPRESENTED SOMETHING NEW ON THE MARKET.

TO THIS DAY, WE DON'T KNOW HOW THEY KNEW ABOUT OUR UNIT OR WHY WE HAPPENED TO BE FEATURED.

HOWEVER, IT WAS A SIGNIFICANT EVENT IN THE HISTORY OF WANDERLODGE. WE RECEIVED ENOUGH INQUIRIES FROM THIS ARTICLE TO KEEP US GOING A WHILE LONGER AND WE RECEIVED OUR FIRST ORDER.

THIS ORDER WAS FROM A MAN IN MOBILE, ALABAMA WHO IMPORTED MAHOGANY FROM CENTRAL AMERICA. HE SENT US SOME MAHOGANY BOARDS TO USE IN TRIMMING OUT HIS UNIT.

WE ALSO LEARNED SOMETHING ELSE SIGNIFICANT FROM THIS ARTICLE.

Buddy Luce Speech Continued

- 5 -

WE HAD BEEN ADVERTISING IN THE WRONG MEDIA.

EVEN AT \$18,000 THE WANDERLODGE WAS A LUXURY ITEM IN 1962 -63. WE BEGAN TO CHANGE OUR ADS TO WALL STREET JOURNAL AND SIMILAR PUBLICATIONS AND ORDERS BEGAN TO INCREASE.

1965 THERE WERE 15 ORDERS AND IN GENERAL THERE HAS BEEN A PATTERN OF GROWTH EVER SINCE.

WE HAVE BEEN HAPPY TO LIMIT THE GROWTH AND KEEP PRODUCTION AT A FIGURE WE COULD CONTROL. THERE IS A LOT OF TECHNICAL KNOW HOW IN BUILDING ANY PIECE OF ROLLING EQUIPMENT. WHEN YOU ADD TO THAT THE COMPLEXITIES OF A ROLLING HOME, IT TAKES TIME TO GET ALL THE SYSTEMS AND ENGINEERING AND PRODUCTION TECHNIQUES WORKED OUT.

WE OFTEN SAY A WANDERLODGE HAS EVERYTHING YOU FIND IN A FIVE TON TRUCK, AND EVERYTHING YOU FIND IN A LUXURY HOME PLUS ITS OWN ELECTRICAL GENERATING SYSTEM AND ITS OWN DISPOSAL SYSTEM.

IT IS INTERESTING TO SEE HOW MUCH MAY BE RIDING ON SEEMINGLY INSIGNIFICANT DECISIONS, OR EVENTS.

- 6 -

HAD CUSTOM COACH FOUND ONE OR TWO CUSTOMERS FOR THOSE FIRST TWO UNITS WE MIGHT STILL BE SUPPLYING THEM SHELLS.

WHEN WE WENT BACK TO THE MOBILE HOME COMPANY TO GET THE INTERIOR BUILT IN THE THIRD UNIT, THEY WERE TOO BUSY AND WOULDN'T DO IT.

OUR ONLY ALTERNATIVE WAS TO HIRE CABINET WORKERS AND LEARN HOW TO DO IT OURSELVES.

ANOTHER SIGNIFICANT DECISION WAS IN PICKING A NAME. WE HAD MANY SUGGESTIONS - TRAVELER - TRAVEL LODGE - WANDER HOME - BUT WHEN THE NAME WANDERLODGE WAS SUGGESTED THAT SEEMED TO BE JUST RIGHT.

WE HAVE MADE MISTAKES ALONG THE WAY. WE FELT THERE WOULD BE A MARKET FOR A MOTOR HOME BUILT ON A SCHOOL BUS CHASSIS THAT THIS COULD SELL FOR LESS MONEY.

WE BUILT SOME - TRIED TO SELL THEM UNDER THE NAME BLUE BIRD INN.

WE THOUGHT THEY WOULD SELL LIKE HOT CAKES - BUT THEY SOLD LIKE COLD POTATOES.

- 7 -

THE PEOPLE WHO FINALLY BOUGHT THEM SEEM TO LIKE THEM. WE STILL HAVE CUSTOMERS WITH THEM WHO STOP BY TO SEE US. POSSIBLY WE COULD HAVE WORKED THE LINE DIFFERENTLY AND DEVELOPED A PRODUCT LINE WITH IT - BUT BY THEN THE WANDERLODGE WAS MAKING A PLACE FOR ITSELF AS A TOP QUALITY LINE AND WE FELT WE SHOULD KEEP OUR EFFORTS THERE.

ORIGINALLY WE FELT THAT SCHOOL BUS DISTRIBUTORS MIGHT BE ABLE TO HANDLE THE WANDERLODGE PRODUCT LINE. SEVERAL OF THEM HAVE TRIED IT, BUT ONLY TWO HAVE BEEN SUCCESSFUL WITH IT. SO ANOTHER IMPORTANT DECISION WAS TO DEVELOP A SEPARATE MARKETING ORGANIZATION FOR WANDERLODGE.

BY THIS TIME WE WERE REALIZING THAT THERE IS JUST TOO MUCH DIFFERENCE IN A CUSTOM BUILT PRODUCT LIKE WANDERLODGE AND A SCHOOL BUS BUILT ON A HIGH SPEED PRODUCTION LINE.

THIS MADE US REALIZE WANDERLODGE MUST HAVE A HOME OF ITS OWN. AT THAT TIME WE WERE OPERATING A COMPANY CALLED CARDINAL MANUFACTURING COMPANY. AS YOU CAN IMAGINE THIS WAS IN A RED BUILDING.

- 8 -

WE PAINTED ~~THE BUILDING~~ AND CHANGED THE NAME TO BLUE BIRD WANDERLODGE AND MOVED THE WANDERLODGE OPERATIONS ACROSS THE STREET TO ITS PRESENT HOME.

SINCE THEN WE HAVE HAD TO EXPAND THIS BUILDING ONCE FOR WANDERLODGE PRODUCTION, AND AT PRESENT THERE IS A 43,000 SQ. FT. EXPANSION UNDER CONSTRUCTION.

THIS WILL ALLOW US A BETTER PRODUCTION FLOW, A BETTER LAYOUT FOR OTHER OPERATIONS AND ~~SHOULD~~ INCREASE OUR EFFICIENCY AND OUR TOTAL PRODUCTION CAPACITY.

THIS EXPANSION WILL BE COMPLETED BY ABOUT MAY 1 -- THIS YEAR.

FOR SEVERAL YEARS WE HAD 3 HOOK UP PADS FOR OUR WANDERLODGE CUSTOMERS. TWO YEARS AGO WE ADDED SEVEN MORE.

FREQUENTLY WE FIND ALL TEN IN USE.

WE ALSO HAVE UNDER CONSTRUCTION TWELVE NEW PADS WITH COMPLETE HOOK UPS.


More in the May Issue of Bird Tracks




It was in 1962 that the company entered the recreation coach field with the introduction of the Blue Bird Wanderlodge. This very deluxe motorized home, mounted on the company's forward control chassis, has built-in safety, luxury and convenience. It has gained the reputation of being one of the finest motor homes on the American scene today.




In order to meet the increasing demand for a dependable transit bus, in 1976 the Company introduced a pusher coach. This unit, with the power plant in the rear, meets a new need for transit and intercity buses. Like the forward control, both the chassis and body are built by Blue Bird to offer safe and dependable transportation.



Blue Bird Wanderlodge, Inc., was set up as a separate company in 1972. This was done in order to expand its recreational vehicle manufacturing capacity. Blue Bird Wanderlodge is located in Fort Valley, Georgia, across the street from Blue Bird Body Company. Blue Bird Wanderlodge also produces customized commercial transit vehicles.



It was also in 1972 that Blue Bird East, located in Buena Vista, Virginia, began the assembly of Blue Bird buses.



Easter Magic by Neat Scott



My thoughts turn to memories of Easter Sundays over the years. When I was a very young child I had Whooping Cough. I remember waking in the middle of the night barely able to catch my breath. Mother is frantic as she tries to help me. Tomorrow is Easter and I've been ill for some time. I cough, and cough some more. Nothing Mother has tried is working. We live in the country and I've never even been to a doctor that I could recall but Mom is telling me that we must go. She is praying the home remedies she is already using will help. Money is tight. One just doesn't go to the doctor unless it is absolutely the last resort.

Easter on the farm means a beautiful ham dinner, with a Easter Angel food cake. Mom would beat those twelve egg whites by hand, until soft peaks formed and then she ever so carefully folded in the dry ingredients. I loved to watch her work with that wire whisk. (it resides in a drawer in my own kitchen to this day.) We would get another twelve of the precious eggs to color. We used the liquid colors that came in the tiny little bottles. I loved Easter! This

particular Easter as I'd been so ill, Mom and Dad surprised me with a rubber inflated chicken. I'd never seen one before. Mom was so frustrated as I labored to breath that she ran from the room returning with the chicken, holding it over me saying, look, look and see what the Easter Bunny has brought this year! The coughing quit. Either I was so amazed with the unusual gift, or Mom's prayers worked a miracle of their own. All I know is that in my mind then and now, it was Easter magic!

The years roll by, I'm a grown lady, wife and mother. It is Easter week and we have just purchased our first camping trailer that we nicknamed "Scotty". It is about sixteen



foot long, has a stove, sink, and refrigerator, even a table that converts to a bed at night. A hammock for our four year old to sleep in is above our bed. We can't wait to take it for a test run. Jon and I decide to go to the mountains and spend Easter with just the

three of us, plus the little puppy, named Sausage. After all we are self sufficient with a furnace and everything we need to camp out in cooler weather comfortably. I baked the Angel Food Cake, roasted chickens, and we took the "twelve" hard boiled eggs to color together the evening before. We then set them on the counter for the Easter Bunny to find when he came to hide them from us.

We had a wonderful camp, it was nice enough that evening to have a campfire and toast marshmallows, the Easter basket is filled with candies, jelly beans and a huge chocolate bunny for our little boy. We tuck him in, and slip out to assist the bunny in hiding the eggs.. We're almost too excited to sleep, but sleep we did. In the morning we opened our blinds to about eight inches of powdery snow!!! Have you ever tried to find colored eggs in snow banks? Let me tell you, the ones we did find were covered with a mantel of ice, when they thawed the colors ran all over your hands. I am sure there were forest creatures that were enjoying those eggs when the snow melted. Many Easters have come and gone so many memories of our other children. Teaching them the meaning of Easter, marveling at God's creations, His Love and appreciating the wonderful world that he has given us to explore. We, who have been given the opportunities to own our beautiful coaches, can still hardly wait for spring and that first outing. These days many of us are Snow Birds. Colored eggs hidden under Palm trees.



Cajun Rally! October 16-22th

A 2010 Family of Friends Sponsored Rally

1st Annual Blue Bird Chapter Family Reunion

The Cajun Adventure Rally, Rayne Louisiana

A virtual playground for RV'ers, Rayne, Louisiana is in the heart of some of the south's most desired tourist destinations. With so many exciting places to visit our greatest challenge was what to include and what would be optional.

This incredible area has so many things to do like visit The Crowley Ford Motor Building and The Grand Opera House of the South. Don't miss "Evangeline," Historic Church and Plantation. We will enjoy a Swamp tour while gliding through the Atchafalaya Basin where Alligators, beautiful birds and other wildlife are often sighted. Take a short drive to New Ibera and visit America's oldest operating Rice Mill. Step back in time and browse their Country Store. Be sure to view the interesting video and museum at the Word Famous Tabasco Pepper Sauce Factory. Take a walking/driving tour of the lush tropical gardens where hundreds of snowy egrets habitat, as well as alligators, nutria and other wildlife.

Stately Southern Plantation Homes and a tour of a magnificent Castle in the heart of the south is just a couple more reasons you won't want to miss this awesome rally. It will be one for the books, our 1st Annual Blue Bird Chapter Family Reunion.

Rayne, LA is known as the Frog Capitol of the USA and it has many beautiful murals of frogs on a number of its historic downtown buildings and restaurants. We will start our rally with a mural scavenger hunt, and then join in the fun for the Frog races put on by the city of Rayne. You will thoroughly enjoy our visit to Vermilionville. Situated on the banks of the Bayou Vermilion, this Cajun/Creole heritage and folk life park recreates life in the Acadian area between 1765 and 1890. From the short film "The Evangeline", lunch at La Cuisine de Maman, Cajun music and dancing in the back barn to the optional river boat ride on the Vermilion River, your going to love our day together.



More Information to Follow in Next Months Issue

Classifieds

1991 Wanderlodge PT40 WB- 8V92 engine, Allison 5 speed transmission w/retarder. Coach is in excellent shape and road-ready for \$105,000 OBO. Coach located in Newton, GA. Call Kathy or Steve Enfinger at (229)–881–1720 or by email at klenfinger@gmail.com



1997 Wanderlodge PT43 WB- 87,000 miles, Series 60 DD Engine, with Allison six speed transmission, 3 stage Jacobs brake, liftable tag, Powertech 15 KW Generator with approx. 1300 hrs. Ready to hit the road at \$97,500.00, or would consider as a partial trade a PT 36' or PT 38' '86 or newer. Contact Ellis Coleman at 352-473-5002 or by email at jcoleman43@bellsouth.net



1983 Wanderlodge PT35- 6V92T Detroit Diesel (325 hp), 5 speed Allison transmission, 165,000 miles, all Michelin and Kuhmo tires with excellent tread. Please email or call for pics. \$30,000 OBO. Good bus for a good price. I would also consider a full or partial trade; nice truck and/or RV. Call Ray Daugherty at 775-762-5124 or by email at av1611@live.com



1986 Wanderlodge PT40- Detroit Diesel 8V92, 475HP, Allison Transmission. Coach is in Great Shape- it's been garage keep most of its life! 107,000 miles, 12.5KW Diesel Generator, 2964 Engine Hours, 3 roof Airs, 4 Heaters, Automatic Leveling System, Ice Maker, Central Vacuum, odor free. Priced at \$59,995. Call Rick Vossen at 850-527-4765 or by email at rvofpanamacity@live.com



To Place a Classified Advertisement, Contact Shane at: Classifieds@BlueBirdChapter.org

BLUE BIRD CHAPTER OF FMCA, LLC

Information in this newsletter was supplied by members of the Chapter and other parties who have given permission to reproduce articles written by them. Although all information contained herein is believed to be reliable, we have not independently verified it and can make no guarantee of accuracy.

Send your article contributions to:
Newsletter@BlueBirdChapter.org



The Blue Bird Chapter of FMCA, AKA, the Family of Friends was Chartered July 15,1975. The general purpose of the Blue Bird Chapter is to promote the goals and objectives of the Family Motor Coach Association (FMCA) and to operate within the guidelines of the FMCA. The specific purpose of this Chapter is to promote fellowship, camaraderie, cooperation and enjoyment of Blue Bird Wanderlodge and BMC coaches by their owners. The Chapter plans rallies and other social events that promote solidarity and friendship through lifestyles shared by these owners. Members help each other by sharing knowledge and promoting the travel and lifestyle these fine machines make possible. If you presently own a Blue Bird Wanderlodge or BMC motor coach, your ownership will be enhanced by filling out the application below. We look forward to you joining this unique and international "Family of Friends". If already a member we appreciate your continued support and welcome your comments, newsletter contributions and volunteer assistance.

APPLICATION FOR MEMBERSHIP / RENEWAL / CHANGE FORM

You must be a member of the **FAMILY MOTOR COACH ASSOCIATION**. Your club application fee is \$50 which includes two name badges and dues for the current year. Your dues are \$25 per year. Make check payable to the **BLUE BIRD CHAPTER of FMCA, LLC**.

New Application \$50.00 _____
Renewal \$25.00 _____
Information Update _____

DATE _____ FMCA # _____

LAST NAME _____

STREET/SHIPPING ADDRESS _____

CITY/STATE/ZIP _____

E-MAIL ADDRESS _____

PHONE NUMBER _____ CELL # _____

OFFICE NUMBER _____ COACH # _____

PLEASE PRINT FIRST AND LAST NAMES AS YOU WANT THEM TO APPEAR ON YOUR CLUB BADGES:

(New Applications Only)

1ST BADGE _____

2ND BADGE _____

PLEASE RETURN FORM TO:
Blue Bird Chapter of FMCA
3590 Round Bottom Road
Cincinnati, OH 45244

Print 100 form and 102 **OR**

[Click Here To Fill Out On Line.](#)