



Greetings from the President


Thanksgiving has just passed and Christmas is only a few weeks away. We are in the midst of the Holiday Season and a special time to be thankful for friends, family and the ability to live in this great land of the free. As we hold our loved ones close this season I hope that each of us will take a moment and pray for the sons, daughters, husbands and wives serving in our military around the world. The cost is great; freedom has never been free.

It's not too early to start thinking about when and where you are going to crank up the Bird and travel next year. Bobbie and I are still talking about the great time we had in Rayne, LA and are looking forward to next year's rallies. Remember that next year's 2011 Blue Bird Chapter Family Reunion will be held at the Camp Jordan RV Park in East Ridge, TN (Chattanooga). Leroy and Glenda Wilson will be our hosts for this rally so be sure to mark your calendars for October 25th through October 30th. Watch for

complete details regarding this rally coming up in future issues of Bird Tracks.

Over the past couple of months I have had a couple of members talk to me about hosting a rally in 2011. One in the Great lakes area and one in the southwest Lake Powell region. As soon as I have confirmation about these rallies we will get the information out to you. And if you have given some thought about hosting a rally call me and let us help you put together a gathering for your Family of Friends. It is a lot of fun and with the help of other members it's easier than you think.

February is just around the corner and there is still time to sign up for the California rallies. Just following the SWBB Quartzite rally the Vintage Birds will be holding a rally in Temecula, CA at the Pechanga RV Resort, Feb. 1st through the 4th, hosted by Dan and Cindy Sunderland. Beginning Feb. 4th and ending on Feb. 9th Dan and Cindy will be hosting the Blue Bird Chapter Rally to be held in Chula Vista, CA at the Chula Vista



RV Resort. There are just a few days left in order to sign up so get your registration in and join Dan and Cindy, Bobbie and me and a number of other Blue Bird friends in sunny southern California for a great time of fun and fellowship.

Bobbie and I want to wish you and yours a very Merry Christmas and a Happy New Year. We pray that next year will be filled with lots of blessings and memory making with your Family of Friends. Looking forward to seeing you "On the Road Again".

Dan

Happy Holidays!

FAMILY OF FRIENDS

Inside this issue:

An Albuquerque Adventure
 Special, Expanded Tech Tips
 Food, Fabulous Food!
 Twas the Night before Christmas?
 Classifieds, Birds for Sale!

Special points of interest:

- *Sunshine & Mists*
- *Rally Update Information*
- *Cooking is for the Birds*
- *Chapter Contact Information*
- *Rally signup/dues renewal form*

BLUE BIRD CHAPTER, FMCA

Bird Tracks

Cooking is for the Birds by Kay Green Losh



Cooking for the Birds.

I can't believe it's almost time for the holidays, already! The best times are those with friends and family around the table, whether eating, playing games, or just talking. We seem to spend a lot of time there (at the table) in our family, and when we're with our Bird friends it seems it's much the same! Food, friends, family and fun always go together and that seems intensified at this time of year.

There are several of the recipes in previous issues that make great additions to the holidays--candies, breads, etc.

This is a favorite in our family, and I sometimes take it for our Lone Star Birds breakfasts, too. Good in the morning with coffee, for a snack when you're wilting, or for dessert with a simple meal.

PUMPKIN BREAD

3 ½ cups flour	3 cups sugar
1 cup oil	1 can pumpkin
1 tsp nutmeg	2/3 cup water
2 tsp soda	4 eggs
	1 tsp cinnamon
	1 tsp salt
	Vanilla

Mix with a spoon. Place in 3 medium loaf pans (filled ¾ full). Bake at 350 degrees for 1 hour.

My sister, Jerry, made this **CRANBERRY**

SALAD at Thanksgiving for several years, and I love it. It seems to go fast, and even people who normally ignore the Cranberry Sauce eat this.

2 pkgs. strawberry Jello, with boiling water as directed

1 can pineapple tidbits
Zest of one lemon or orange

1 can whole cranberries
1 can mandarin oranges
Nuts as you like

Refrigerate. You can make this a couple of days ahead and cover it tightly in the fridge.

A dessert that you can make ahead makes even family dinners easier; when company is coming it *really* a big help. Another sister, Bonnie, made this for all of us at Mom and Dad's one year--it's been a recurring favorite for us. It can be served as a cool dessert in the summer, or a *lighter* dessert when you're having a more substantial meal.

STRAWBERRY CREAM SQUARES



2 packages strawberry Jello
2 cups boiling water
2 10-ounce packages frozen strawberries
Stir until the strawberries are thawed.
ADD: 1 can crushed pineapple (13.5 oz can)
2 large bananas, finely diced
Chopped nuts (optional)

Pour half of this mixture into an 8x8 pan. Chill until firm. Spread evenly with ½

cup sour cream thinned with milk to spreading consistency. Pour remaining Jello mixture on top. Chill until firm. This takes a few hours, so making this dish in the morning is a good idea. Cut into squares for serving.

Another make-ahead dish that goes well with almost any meal is **MARINATED CARROTS OR COPPER PENNY CARROTS**. Sally Baze brought these to a recent rally, and reminded me how much we like them.



2 pounds carrots, peeled and sliced
Cook until just tender, about 20 minutes. Drain and set aside.

Combine in a saucepan:
1 can tomato soup ½ cup sugar
½ cup oil ¾ cup vinegar
1 Tbsp minced onion 1 bell pepper,
chopped fine 2 tsp salt 1 tsp pepper
1 tsp. dry mustard 1 tsp. Worcestershire sauce

Heat to boiling point, and pour over your carrots. Refrigerate in a glass container.

I hope all of you have wonderful holidays, filled with time with your favorite people, your favorite food, and much warmth and joy.

As you are making your favorite recipes this season, please remember that this is the season of sharing! Send your recipes to me so they can be included in a future edition. Send to:

Cooking@BlueBirdChapter.org. Thanks

Technical Tips and Tricks: by Ralph Fullenwider



This is the perfect time to send the warmest wishes from our home to all of yours. May the Christmas spirit surround you with loved ones and popping corn for the grand kids to string on thread to add garnish to the tree. Also a soft reminder to take a moment of time to send a thought or three to the men and women serving in the armed forces and standing in harm's way to help maintain our freedoms that we have come to enjoy. And with that, it is also time to report that we have a new arrival in our home! Yepers a pretty little thing it is too, all bright and shiny like a new penny and giving a most welcome relief to all whom behold this little bundle of joy!

The new arrival (making the Coach ready



for simplistic use.)

As we mature (another way of saying putting on years <grin>) many tend to start needing some items to make life easier and more comfy with renewed vigor and vital-

ity! So with that in mind I am happy to announce the new arrival in our home. It is commonly called a CPAP breathing machine. Huh? You were thinking what?! At our age, a new baby, not hardly, took us years to get the kids up and out where we could enjoy life a bit more <wink> and also to the point of taking the grand kids along then spoiling them rotten and sending them home charged up! Now there is pure joy for sure. <soft smile>

As it turns out, Charolette's sleep had become fitful and laborious



to the point of waking up exhausted. So a trip to the Family Dr was in order and as time proved out, my bride of 25 years is now sleeping through the night and has so much more vigor that it is hard to keep up with her. Whew.

Time to get the Coach ready to make this new addition to our Family a bit more hospitable and it's continued use less of a hardship. Placement for

ease was decided upon and I set out planning for the power requirements both dry camping and with shore power or generator usage.

After a little math, I found the requirements needed to power this CPAP machine

with an inverter and keep the wiring and



cords to a manageable level. As it turns out a 375 Watt small inverter will take the amperage load, and I factored a 25% buffer for continuous running if needed. We have an older Bird, one that had a Rediline and not an modern inverter like the Trace Heart or Xantrex.

In the photos, you will see the unit is located in a closet on top of the back cover to the electrical controls on the opposite side of the wall. I purchased an add on 12vdc plug in and added it to the existing 12vdc



wiring and modified the cover to accept this unit. Then looking through the junk box and finding an old power cord for a computer (long past gone) and cut the molded plug off to convey 120 vac from the inverter to an existing plug in on the

(Continued on page 4)

Technical Tips and Tricks: by Ralph Fullenwider (Continued)


(Continued from page 3)

wall. I simply divided the plug into a 2 separate receptacle by cutting the tabs on the sides of the plug to allow for two different types of power from the same plug.

The wiring done, closet put back to-



gether, power checked with a trusted volt ohm meter, I decided to color the CPAP Inverter side of the plug in red and then labeled them both so there would be no mistaking which is used for what. So what effectively do we have now? When dry camping the machine is plugged into the "red" side and the inverter switched on for use off the house batteries. Then when on gen set or shore power, the



lower part of the plug used. The small inverter is resting in the closet out of the way and at the ready and with a strip of the looped side of Velcro, attaches sol-

idly, yet can be removed to the carpet on the inner walls. I also use this same inverter up front for my lap top when traveling for the GPS info program I have for that.

Yes, our new "Baby" is now set for use in the Coach as we travel as well as in the house and she is not in the way of anything, so life is good and just keeps getting better!

Gen set exhaust ideas.

At times, we have all dry camped and there are various levels of that too. Some use solar panels to help keep batteries at a high level; others use the generators that are in the Coaches. Many RV places barely leave enough

room to put out a slide or awning much less trying to be a good neighbor and fellow RV'er by keeping the fumes from the exhaust out of the other front door!

Most the newer Birds, 90's and up, had the gen set exhaust with a built in body up pipe sending the fumes high and into the winds, there by not being a bother, so much, to the neighbor. In the older Coaches, an aftermarket add on that can be mounted manually to the gen set exhaust, and some of those can be fairly expensive and with a little planning they can be inexpensive as well. Here is what a \$50.00 dollar bill did for us.

As depicted in the photos, this was my version of the gen set exhaust and modified standoff stabilizing the top of the tube. I had the lower curve wedged out so it was a simple slip fit, but a tight one, then with the second muffler this I

removed from under the Coach, I had it welded to the up pipe and from there the second tube welded and tip bent to a 17 degree angle and pointed away from the Coach. To secure the new external exhaust, at the top, I found a small piece of cut off tubing at the muffler shop in the throw away bin and added two pieces of all thread, 5/16 inch, and had the nuts welded to the band. Now the "wish bone unit, simply slips over the top of the exhaust and the other ends go through the holes I drilled in the goat rail and 2 hand wheels secure the inside. Now, essentially, we have a solid external up pipe exhaust for the generator and by adding the second muffler into the mix, one can stand on the driver's side of the Coach and talk normally and not have to yell over the noise. <grin>



Safety and Christmas!

With stockings hung on the fireplace, a tree adorned and displayed, here is a fantastic stocking stuffer idea for everyone. And who says Christmas is a perfect time to give "Safety" to Family and Friends and not only for the Coaches but toads as well.

Have a safe Christmas one and all,

Safe travels,

Ralph and Charolette Fullenwider
"84FC35 "Ruff Diamond"
Duncan, Oklahoma

Twas the Night Before Christmas? by Martha Rowe Vaughn

Twas the night before Christmas, when all through the Bird,

Not a creature was stirring, no mouse could be heard.

(Thanks to Karen's super sonic rodent repeller)

The stockings weren't hung 'cause the chimney's not there

No hope of Santa, but we didn't care.

The children were nestled (in another state) all snug in their beds

While Pa and I jaunted to Florida instead.

And I in my flannels and Pa in his C-PAP

Had just settled down for a short winter's nap.

When out on the Wal-Mart lot there arose such a clatter,

We sprang from the bed to see what was the matter.

Away to the door we flew like a flash

We heard windows breaking with a great crash.

The lights in the parking lot casting a glow

Gave the luster of mid-day to the cars below.

When what to my wondering eye should appear

But a pantless Santa, exposed in the rear.

He was dressed all in red from his head to

his foot

And his clothes were all tattered with dirt and soot

His "cheeks" were rosy, his nose like a cherry,

His beard was all dirty, his eyes glazed and bleary.

He dashed through the lot, he danced on roof tops

He pranced like a whirly-gig that couldn't stop.

He blitzed car windows and grabbed up the loot

He terrorized shoppers like a crazed coot.

And then in a twinkling, I heard on the air
The screeching of sirens, more than a pair.

The blue lights were flashing, the sound all around

The half-naked Santa took off with a bound.

He headed straight for us, his purpose unclear

He side-stepped four cops as he ran to the rear

And quick as a wink and thumbing his nose,

He grabbed the handles and up the ladder he rose.

The cops and the crowd circled the bus like a wreath

The outcome for this Santa was certain to be grief

"Wait!" I cried out. "I know what to do!"

Santa's foray on my rooftop, he surely will rue.

So I turned on the air horn and played a great song

"The Star-Spangled Banner" and it wasn't long

Before Santa stopped mooning on the Bird's roof part

He stood at attention, his hand on his heart.

So the cops grabbed him and handed him down

They covered his "parts" and his hands were bound

He spoke not a word as they finished their work,

Marched him off to a patrol car, shoved him in with a jerk.

They sprang to their cars, turned off the blue lights

And away they all flew like ducks in flight.

But, I heard Santa yell, 'ere they drove out of sight,

"Murry Crizmas t' all, an' t' all a g'night.

Merry Christmas to all our Blue Bird Friends!

Martha and Charlie Vaughn



If you have found our newsletter, are not a member and own a Blue Bird motor coach, please consider joining the Blue Bird Chapter of FMCA. Now, more than ever Wanderlodge and BMC coach owners need to stay in touch and have a source of information necessary to keep these wonderful machines out on the road doing what they were designed to do. Since the first "Blue Bird Transit Home" rolled off the

assembly line in 1963, these fine motor coaches have enjoyed a reputation of solid reliability. That original Wanderlodge has over 265,000 miles on it and is roadworthy to this day. That quality of construction is why most all of these coaches are still on the road today. Like many brands, they have outlived the factory that produced them but, unlike most other coaches, these Blue Bird products will be on the road for many years to come.

We've all been there and done this: submitted by Neat Scott



Where Are We Eating Tonight?
You are traveling across country.

You've had an early start and a long day of driving. It's almost time to think of finding a spot to spend the night.. The CO Pilot pulls out the campground directory and looks to see what may be available..

We are tired, we want a nice quiet evening and yes, come to think of it, we are hungry.. However, after being in the coach all day it sure would feel good to have a nice dinner out. Perhaps we should find the nearest McDonalds or any chain restaurant instead of trying the local home places.. At least with them you have some idea what you will get. But it is fun to see what is favored by the locals.

Thinking along these lines led me to send out a few emails to friends who are also travel in RV's. Not all are members of our club..

My question was simple. What is a favorite place you have found that you'd recommend? Here are the comments I

received back from all around the country.. ☐ Hope you'll enjoy reading them as I did. Make a list of those you might like to try. Restaurants on the Highways and By Ways: Those that are worth mentioning as "our usual stop." so I don't have to do dishes that night type of thing. Highway 40 Amarillo, 72Oz Steak house, can't remember the proper name but the food is food and the price was not bad. Or Bricktown in Oklahoma City with a vast array of foods and if done properly, one can temp park at the Bass Pro Shop parking lot and take their toad to



different eateries that is within a very few block radius. Ralph & Charolott Fullenweder

" FAVORITE PLACE WE ATE "

By Ann & Paul E. Ward As we've driven throughout the USA we always enjoy indigenous foods. One experience especially stands out. After a long, west Texas ride, hungry, and ready for dinner we

almost missed a most delightful experience. Learning experiences accompanied dinner.



Ann's statement "Let's check out west Texas, Mexican food" produced another hundred miles driving and looking, looking, looking. No Mexican restaurants were to be found. Finally, in desperation, after driving around in several towns we spotted a telephone truck with three guys working overhead lines. "Ah Ha, surely these guys can direct us to a unique, authentic Mexican restaurant." You bet they knew their restaurants, notwithstanding our impression they " LOL" as we drove off in that big Blue Bird coach. The telephone guys, in unison, pointed to a small building just 250 feet across the street painted in many bold colors. No name or restaurant sign was to be found. One said, "Best Mexican restaurant in 200 miles; everybody eats there". Sure enough, great food piled high, surprisingly clean dining area, with a chef/owner who wanted us to be extremely pleased with his culinary art awaited. Ann really "turned his switch on" when she asked about many beautiful art pieces hanging throughout the dining area. "My art", he replied as he discussed each art piece with Ann, a Savannah, Ga. artist. Dinner lasted three hours after which the owner/artist attempted to comp dinner. No way! This was one time my tip was doubled, thanks to the great food, an entertaining chef and an art lesson. The telephone guys were right. "Don't look for a sign", they said. "Look for the brilliantly colored, multi-colored buildings with no signs". The experience was memorable.

Favorite Place? Send yours to : Newsletter@BlueBirdChapter.org

2011 Blue Bird Chapter of FMCA Rally Dates

2011

*October 19th - October 23rd 2011 -- RATS WesternVP@BlueBirdChapter.org
Rally, Pine Mountain GA.

January 5th - January 8th 2011 Parliament
Open House in Clearwater, FL

**October 25th - October 30th, 2011 “ 2nd
Annual Blue Bird Chapter Family Reunion,”** East Ridge, TN Hosted by Leroy
and Glenda Wilson and the Blue Bird
Chapter

East Central Paul Spear
740-629-7336 (O)

EastCentralVP@BlueBirdChapter.org

February 1st - February 4th 2011 Temecula,
CA held at the Pechanga RV Resort, Spon-
sored by the Vintage Birds and Hosted by
Dan and Cindy Sunderland

Southeast Jimmy Cox
864-420-1481 (C)

SoutheastVP@BlueBirdChapter.org

**February 4th - February 9th 2011 Chula
Vista Rally, held at the Chula Vista RV
Resort, Sponsored by the Blue Bird
Chapter and Hosted by Dan and Cindy
Sunderland**

*denotes non FMCA sponsored club

Senior VP Alan Ritchie
239-949-1021 (H)
380-380-9090 (C)

SeniorVP@BlueBirdChapter.org

Northeastern Jay Zeigler
610-622-8113 (C)
717-933-4666 (H)

NortheastVP@BlueBirdChapter.org

June 9th - June 13th 2011 Vintage Birds
Rally, Denver, Colorado, hosted by Jon &
Jeannetta Scott and Karen and Denny James

South Central Roy Zanca
504-491-5149 (C)
504-242-1705 (H)

SouthCentralVP@BlueBirdChapter.org

West Central Jim Olds
507-645-5549 (H)

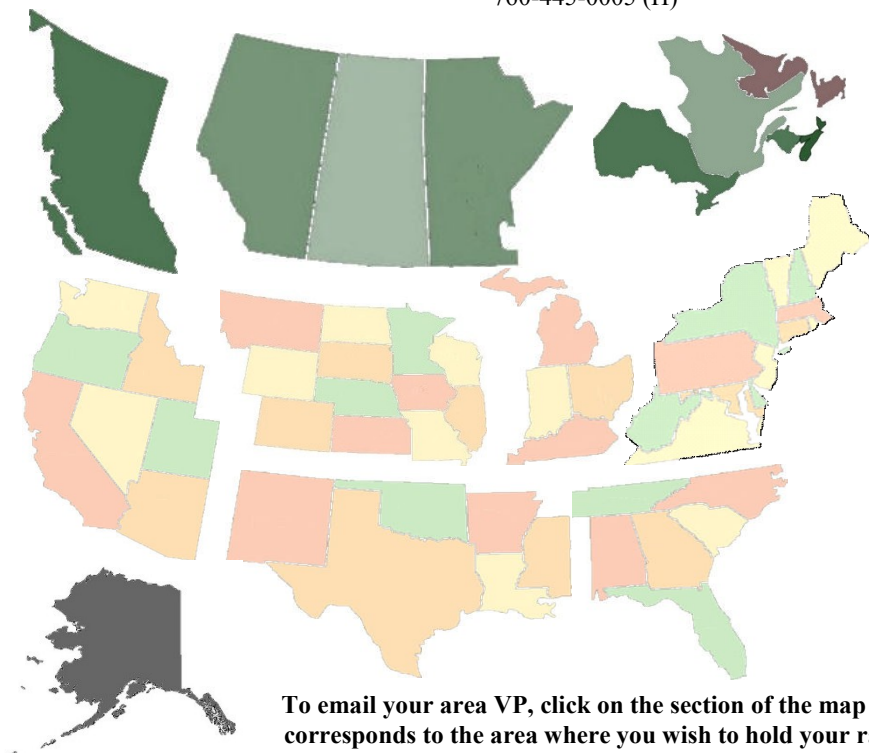
WestCentralVP@BlueBirdChapter.org

Yellowstone Park. Vintage Birds Rally,
June 15 to 19, 2011. West Yellowstone,
Montana. Hosted by Bob Dilks.

Western Dan Sunderland
858-592-3348 (C)
760-445-0005 (H)



© funmunch.com



To email your area VP, click on the section of the map that
corresponds to the area where you wish to hold your rally.



© funmunch.com

Handy Links (In no particular order)

[Wanderlodge Owners Online](#)

[Wanderlodge Owners Group](#)

[Wanderlodge Yahoo Forum](#)

[Vintage Birds](#)

[FMCA Home Page](#)

[Buddy Gregg Motorhomes](#)

[John Bleakley Motorhomes](#)

[Holland Motorhomes](#)

[Parliament Coach](#)

[Coachcraft by MacDonald](#)

[Bird Maps](#)

[Classic Coachworks](#)

[Bye Buy Bluebird](#)

[Hydronic Heating Forum](#)

[Blue Bird Gear \(Clothing etc.\)](#)

[RV Electric Information](#)

[RV Mechanic Online](#)

[Blue Bird Customer Access](#)

[Camping World](#)

[Dyers RV Supplies](#)

[RV Stuff USARV Toy Outlet](#)

[RV Upgrade Store](#)

[West Marine](#)

Click the Tree to Contact Us!!



Traveling With a Furry Friend?



We want your pictures and pet travel tips. Have a suggestion or funny story related to traveling with pets? According to a recent survey Motorhome Magazine conducted among its readers, 44.3 percent traveled with their dogs, and 13.6 percent with their cats. With about one half of all Blue Bird owners traveling with a pet, there must be many interesting tips and tricks learned that others would like to know about. Share yours with us!



Your Chapter Officers, Directors and Committee Members

President: Dan Jensen
Senior Vice President: Alan Ritchie
Treasurer: Greg Peterson
Secretary: Karen James
Northeastern Division VP: Jay Zeiglar
South Central Division VP: Roy Zanca
West Central Division VP: Jim Olds
Eastern Central Division VP: Paul Spear
Southeastern Division VP: Jimmie Cox
Western Division VP: Dan Sunderland
National FMCA Director: Bill Kirchner
Alt. National FMCA Director: Jon Scott
Past President: Tom Bay
Welcome Hostess: Neat Scott
Sunshine & Mists: Brenda Rodgers

Newsletter Committee
Rich Ducci: Chairman

Neat Scott
Ralph Fullenwider
Karen James
Kay Losh
Alan Ritchie
Slim Somerville
Martha Vaughn
Shane Fedeli

The following email addresses have been set up for your convenience. Your Chapter Officers, Directors and Committee Members want to hear from you.

President@BlueBirdChapter.org
Secretary@BlueBirdChapter.org
Treasurer@BlueBirdChapter.org
SeniorVP@BlueBirdChapter.org
NortheastVP@BlueBirdChapter.org
SouthCen-

tralVP@BlueBirdChapter.org
WestCentralVP@BlueBirdChapter.org
EastCentralVP@BlueBirdChapter.org
SoutheastVP@BlueBirdChapter.org
WesternVP@BlueBirdChapter.org
NationalDir@BlueBirdChapter.org
AltNatDir@BlueBirdChapter.org
Newsletter@BlueBirdChapter.org
TechTips@BlueBirdChapter.org
Cooking@BlueBirdChapter.org
Sunshine@BlueBirdChapter.org
[Welcome@BlueBirdChapter.org](mailto>Welcome@BlueBirdChapter.org)
Classifieds@BlueBirdChapter.org



Holiday Party Ideas by Brenda Rodgers

When using fresh greenery for holiday decorating such as ivy, after cutting from the vine, submerge it in water for at least two hours, remove from water, shake off excess water and put in a plastic bag, seal it and refrigerate for at least two hours. You can display it on or around party food trays for several hours without it wilting. After use return to plastic bag and use again within a few days.

If you wish to use Ivy in garlands and the like, dip it into clear liquid floor wax and dry it overnight on newspaper.

An important hint for fresh decorations inside: When you "deck the halls" turn down the thermostat!

Fruits such as pomegranates, apples, and cranberries glow beautifully when dipped in clear liquid floor wax when using in decorations.

Plump clusters of nandina berries, pyracantha berries, Burford holly berries, etc. can be safely used in holiday decorating if they are dipped in liquid floor wax. This helps to retain the berries on the stem. Dip berries and allow to dry overnight on newspaper.

Should you use tulips in your arrangements during the Christmas season to add color with holly or evergreens - make sure you put two copper pennies in their water. This should prevent them from bending their heads. Tulips arranged in a copper container enhance their life. (Copper has a bad effect on roses.)

Preservative for plant material: Use two tablespoons white vinegar, two teaspoons plain sugar, one quart of water. Mix ingredients. Do not substitute any items. The vinegar helps to prevent growth of organisms and the sugar is their food.

(Resolutions for a successful hostess: I solemnly promise (myself) not to get in a panic about giving any party. If I don't enjoy my parties, certainly nobody else will. I will remember that a warm welcome, good food, and a relaxed, light-hearted atmosphere are the most important ingredients of any party.)

One last hint - if the above doesn't interest you - just make a wonderful cake, put on the coffee or cider, and call your friends. They probably will notice it more than the greenery and tulips anyway!



Newsletter Notes:

Did you know that most all of the problems members have when trying to open our newsletter are caused by an outdated version of Adobe Reader? To be sure you are not missing out on all the information and photographs in your newsletter go to: <http://get.adobe.com/reader/> and Download the latest Version. It's free. If you still experience problems email Newsletter@BlueBirdChapter.org and we will help.

From time to time Bird Tracks Newsletter prints articles and tips that may mention or promote a particular product or organization. There is absolutely no connection between these organizations and Bird Tracks or its writers nor is there any compensation paid to Bird Tracks or anyone associated with it. These products or organizations are mentioned for the sole purpose that they provide product information that the Chapter members may benefit from or be interested in.

Dues are Due

The end of the year is fast approaching and, I am sure, all of us are busy thinking about the Holidays and our family plans. Please take a moment to remember the Family of Friends and renew your membership in the Blue Bird Chapter of FMCA for next year. You can send a check in payment of your \$25.00 chapter dues, as in the past, to Blue Bird Chapter of FMCA, LLC, 3590 Round Bottom Road, Cincinnati, OH 45244 **And, you can pay your 2011 Dues and**

future Rally Fees by Credit Card. The Chapter now accepts American Express, Visa, MasterCard and Discover for payment. If you wish to pay by credit card, send an email to treasurer@bluebirdchapter.org and include your name, your credit card type, card number, expiration date and the security code (CCV) on the back of the card. All of your credit card information will be destroyed after processing.

Thanks for your continued support. We certainly hope you will continue to enjoy our fantastic newsletter and the great rally's we are planning for 2011.

From my wife Judi and I, we wish all of you the best of Holidays and Safe and Happy Travels.

Merry Christmas

Happy Hanukkah



Food! Fabulous Food!

By Martha Rowe Vaughn

Traveling offers the opportunity to try different foods at interesting places. Charlie and I are food addicts—our “rotundness” is a large hint of our passion of palette. When I mentioned this article to Charlie, we immediately remembered the favorite meals we have enjoyed over the U. S. and Canada.

North Cape, Nova Scotia: I wish I could remember the name of the small local restaurant on a high point overlooking The Gulf of Saint Lawrence. We had the most flavorful seafood chowder there—wonderfully rich and creamy.

Alma, New Brunswick: On a side street in this small town is a lobster restaurant. Lobster is all they sell, either 1 ½ lb or 2 lb. Order your size and you get a freshly steamed lobster on a platter, a large napkin, butter dip, and cracking tools for 7 to 9 dollars. We ate outside on picnic tables. Delightful lunch.

Cashtown, Pennsylvania, The Cashtown Inn, 1325 Old Route 30 (Chambersburg Pike). The Cashtown Inn was the scene of the amassing of the rebel forces in 1863 prior to their march to Gettysburg. The restored inn is lovely with period furniture and a large front porch just right for rocking. I had scallops over plantains with coconut rice and French green beans. Charlie ate fresh fish on steamed spinach with herbed rice. We shared a crème brûlée. Beautifully prepared food served by courteous wait staff. You need reservations on the weekend. Open Tuesday through Saturday for lunch and dinner.

Chattanooga, Tennessee, The Back Inn Café. Located at 412 E. 2nd Street in the Arts district on a hill above the downtown area. This place was a delightful surprise. I had Hawaiian sea bass with lobster risotto, green beans, and fried parsnip strips. Charlie had a chicken breast stuffed with spinach and cheese and a side of garlic mashed potatoes. To die for!! Remember the Back Inn Café when we have the rally in Chattanooga next year.

Hot Springs, North Carolina. The Bridge Street Café overlooks a sparkling stream. This is a rare gem of a restaurant. The menu is based on what is available locally that is truly fresh and flavorful. We ate there twice it was so good. The first night I had chicken Marsala. Amazing! The next night I had a fresh tomato, mozzarella cheese from a local dairy, and basil salad. Charlie had grilled salmon on a bed of spinach and feta cheese the first night and pasta with roasted vegetables the second night. We indulged in a delicious and unusual concoction called “Banana Sin” made of baked bananas smothered with a molasses and dark chocolate sauce. Incredible!

Mount Airy and Dobson, North Carolina, our home area. For the less exotic type meals, nothing beats a pork barbecue sandwich from Porky’s restaurant on Lebanon Street in Mount Airy. In true Mayberry style, The Snappy Lunch on Main Street serves a world renown Pork Chop Sandwich—so good it is shipped to customers in many states. For fancy

meals, the Shelton Winery at 1344 Twin Oaks Road outside Dobson serves delicious food in a setting reminiscent of the vineyards in France. The Trio restaurant in the Emporium in downtown Mount Airy offers unusual meals impeccably prepared.

Durham, North Carolina. La Vaquita at 2700 Chapel Hill Road near Duke University has the best Mexican food I have ever eaten. This is not your usual spicy meat, cheese, beans and rice fare. La Vaquita prepares the best tacos, tamales, and plate dinners with a Yucatecan flair that I have found outside the Yucatán, México. The food is so good it has been written up in *Gourmet Magazine*. The fish tacos or al pastor con piña are superb in hand-made tortillas and the flan is magnificent. Don’t let the appearance of La Vaquita turn you away. This small building with a cow statue on its roof and picnic tables on the side is worth the stop. Go early because there is always a crowd. While you are waiting for the freshly prepared food, go next door to the Mexican grocery and purchase a Mexican Coke to go with your meal. Fantastic!

I’ll have to say that one of the best places to eat is at our Blue Bird, the GigaRex. Charlie is the best grill cook on his “Green Egg.” His marinated flank steak or lamb chops are superb accompanied by whatever vegetables we find that are fresh at the local market wherever we are. We never pass up a farmer’s market. There is no substitute for local fresh produce and simply prepared grilled meat. Bon Appétit!

Sunshine & Mists

submitted by Brenda Rodgers



Please remember Pat Kirchner as she goes in the hospital for surgery on December 2.

We also need to continue to remember Ellen Marks in our prayers.

We need your input for the Sunshine article. If you know of news we can share, contact informa-

tion is listed elsewhere in the newsletter. We would appreciate hearing from you.

I trust you all had a blessed Thanksgiving, and send my best wishes for a wonderful Christmas and a Happy New Year for each of you and your family.

An Albuquerque Adventure by Kay Green Losh

The Bluebirds from the Lone Star Birds in Texas and the Birds from the Southwest group met at the Albuquerque Balloon Fiesta the first weekend in October for a wonderful time! Up early to see the “Dawn Patrol”, then the Ascensions, the Special Shapes, and in the evening, the “Glowdeos” and amazing fireworks. As always, the Birds added to the planned events with their own brand of ‘fun-time’.

John Mace (OK), Rick Archie (TX), and Fred Hulse (AZ) did a great job of organizing ‘little occasions’ into our stay. A Wine Tasting evening brought wines from all the areas represented by ‘Birders with wonderful snack food to go with them. A Chili Cook-off evening brought out the good cooks! And a pancake breakfast with pancakes by some of the Southwest Birds in front of Linda and Bill Moore’s “Glitzy Bird” was a treat after the early morning ascension.



balloons inflate and rise up. An amazing sight! If this isn't on your Bucket List, you may need to re-think that!

There are plans afoot to do this again in 2 years (2012) and since the VIP area where we were has a total of 57 spots, wouldn't it be great if the whole place was filled with Bluebirds?! Start thinking about this--I promise you that it's an experience of a lifetime!

What a trip! Can't wait for the next big adventure--there's talk of a trip to the Grand Canyon next year with many of the same people, plus all of you who want a good time. Details to follow, and early sign-ups will be required in order to make all the necessary arrangements and reservations. To be organized by the same “A-Team” that arranged for this Balloon Fiesta!



Curt Sprenger led a small group from the Southwest to Albuquerque, and we

ended up with 27 Birds parked in a group *on the hill above the field where the*

the same “A-Team” that arranged for this Balloon Fiesta!

Classifieds submitted by Shane Fedeli

2001 Wanderlodge LX Millennium Edition Galley and living room slide- outs. Always stored inside with electrical hook-ups. We are the second owners of the coach with 70,022 miles. 500 HP Cummins ISM engine, Jacob 2 stage engine brake, Allison 6 speed transmission. New Michelin tires and batteries 3 years ago. VDO/Dayton navigation system. Interested parties should contact Bill at (828) 312-3005. Asking \$165,000.



1991 Wanderlodge WB 40 198,000 miles, Detroit Diesel 8V92,500 HP w/Bulk Oil Fill, Allison HT-755 Transmission, 15KW Power Tech Generator. Interior is light gray with laminate cabinets. Ceramic tile flooring in dining & bath rooms with light gray carpet elsewhere. New Blue ox tow bar with cables + ball hitch, External Zip Dee custom screen room with water bags and screen covers that attaches to main awning. Coach is in excellent shape and priced at \$95,000. Contact Rich Schwendler at 863-605-2884 or at r.schwendler@verizon.net



1981 Wanderlodge FC35 Side Bath Cat 3208. 112,000 miles; New tires, new carpet, twin beds, interior modernized. New exterior paint (cool vanilla and black). New roof air conditioning. Very clean & well-worth a look. Asking \$19,500.00. For more info, contact Steve and Judie McDowell at speedbump5952@sbcglobal.net or by phone at (775) 945-3121.



Classifieds submitted by Shane Fedeli

1984 Wanderlodge FC33 Side Bath CAT 3208 Turbo Diesel 250 HP. 79,910 miles. All original, garage kept, no rust, perfect paint! Washed, waxed and serviced regularly. Tires only 2 years old. Allison Automatic Transmission. 12.5 kVA Kohler/Perkins Diesel Generator. Interior is in excellent condition too. Located in New Castle, DE. Selling because we purchased a newer model. For more information contact Paul Knotts at (302) 838-9317 .

1979 Wanderlodge FC 35 120k miles CAT 3208 NA with Allison 4-speed automatic. Tires are less than 2 years old and have less than 5k miles on them. Items new or replaced in past two years include new tires, alloy wheels, fresh water tank and plumbing, futon mattress, 1500 watt inverter/3 stage charger, 400 watt solar panels, solar charge controller, dual breaker panels, steering box, power steering pump, LED stop and turn lights. Contact Lin Borkey at wanderlodge@borkey.org or by phone at (804) 677-6390. Asking \$19,500.



1997 Wanderlodge WB 43' 500 HP Detroit Diesel; Low mileage (20,000) like new inside; garage kept; will sleep four: has private, separate bathroom and full master bedroom; many amenities;. Located in Long Valley, NJ. Priced at \$150,000. For more information contact Bernard Peach at bwpeach@gmail.com or by phone at 908-852-1755.



1985 Wanderlodge FC35 Rear Bath CAT 3208 Turbo Diesel 250 HP. Original Blue over Cream paint in great condition with no rust. Interior is in excellent condition with new upholstery and carpet runners. Located in Phoenix, AZ. **Reduced to \$21,500.** For more information contact Dave at dpsouthwest@aol.com



Classifieds submitted by Shane Fedeli

1984 1/2 PT40 Newly rebuilt engine. Road ready. All Bluebird options. New appliances. Selling due to health issues. Contact Marge or Joe Zakowski at mjzakowski@juno.com for additional pictures and information. Asking \$40,000. Bus located in Northern Indiana



1985 Wanderlodge PT36 6V92, 330 HP. My vision is failing and unfortunately we have to sell the coach. It has been stored inside when not in use. No pets, many whistles and bells- too numerous to list. Call Reggie and Marty Pryor at 740-653-6489. Coach is located in Lancaster, OH



1990 SP-36 Wanderlodge 137,000 miles. 3208 CAT 300 hp with 3200 engine hrs. Coach is in fair condition inside and out. Priced at \$39,000; Contact Robert Erath at robertwerath@aol.com with any questions



Classifieds submitted by Shane Fedeli

1984 Wanderlodge PT36 6V92, with an Allison 5 speed transmission, Jake brake with tag axle, tires are new except tag. Coach has 134,000 miles on it with all of the usual Bluebird options. We have owned this coach for 9 years and do not want to travel any more. Asking only \$34,000. Coach is currently in Oregon. Please CALL Theresa Aland for more information at 541-444-2181 before 8 pm



1996 Wanderlodge WB42 Approximately 102k miles on a series 60 Detroit 470 HP with Jake brake and Allison World 6 speed transmission. 15KW Powertech generator with auto has 1038 hours. This coach was the Wanderlodge show coach for the 1996 FMCA summer convention and has lots of special lighting and extra features. This unit is in very good condition and everything works.. Asking \$102,000. For more information, contact George Fox at 509-215-0367 or at doszorros@hotmail.com



1982 FC35 Bluebird Wanderlodge Originally owned by Shell Oil. Rust free - always garaged. Entire interior and exterior modernized. All new upholstery and curtains. Oak laminate flooring. All table surfaces redone in real oak with solid oak trim. All electronics updated including generator controls. Many other upgrades, improvements and goodies that make this rust free motorhome very special. Asking \$42,000. Contact Bob Rosenberg at rincon1938@gmail.com or feel free to call me at 607-435-6402.



Classifieds submitted by Shane Fedeli

1988 PT40 Wanderlodge Last year of the classic all steel body! 8V92 Engine, Allison Automatic Transmission. Only 118,000 Miles. This coach was ordered without the typical "airline" cabinets in the front of the coach, instead it has track lighting in the front making the front of the coach much more roomy than the typical PT40. Rebuilt Fridge, ice maker, instant hot water, Corian counter tops & table top, Hardwood flooring in kitchen, walk through bathroom with tile flooring, porcelain toilet, and much much more. Asking \$55,000. For More information, Contact Tom Clouse at (509) 521-9334 or at hodakaguy@yahoo.com



1992 Bluebird Wanderlodge WB40 92,000 original miles, 8V92. Coach is in excellent shape and priced at \$70,000. Contact Bob Bell at 248-866-1068 or at gairab@aol.com.



1984 PT40 Bluebird Wanderlodge 6V92, 325 HP, Allison MT654-CR 5 Speed Automatic with Retarder, All appliances are in excellent working order. Complete set of manuals including 'Blue Box'. Less than 5K miles on NEW brakes and suspension air-bags all the way around. Coach is very clean, never been smoked in and has been meticulously maintained. \$42,500. For More information Contact Brian Prinkki at 626-536-1719 or by E-mail at brian@remotetechns.net. Coach is located in Monrovia, CA



Classifieds submitted by Shane Fedeli

1979 FC33 SB Wanderlodge Asking \$14,000, Coach is in good condition, located in Atlanta, Georgia. Contact Suzette Wright for more info at (301) 440-4301 or by email at Suzette.Wright@faa.gov



1994 Wanderlodge WB40 95,000 miles, Detroit Diesel 8V92 w/Bulk Oil Fill, Allison HT-755 Transmission, 15 KW Power Tech Generator. Exterior Platinum/Black with Aqua, Rose and Purple Highlights; Interior is Black and Cream, White Laminate Cabinets w/ Corian Countertops and White Ceramic Tiled Floor with Carpet Inlay in Living Area, White Leather Dinette and Sofa. Walk thru bath with private toilet, Cross island bed, ½ booth dinette w/ free standing chair, Asking \$85,000, Will Negotiate. Contact Joe at 715-559-5947 or by email at nrausch.rn@gmail.com



1984 FC35 SB Wanderlodge 124,875 miles, Coach is in very good condition. Asking \$30,000. For questions/additional info, contact Howard Smith at 803-568-4755 or by email at howlyn@pbtcomm.net



Classifieds submitted by Shane Fedeli

1981 Wanderlodge FC 35 Rear Bath 3208 turbo Diesel Caterpillar Engine. 500 Allison 4 speed automatic transmission. 10 kW 4 cyl diesel generator. 65,000 miles on coach, about 50,000 miles on the engine. Sleeps 6, large rear bathroom across the back of the bus with tub & shower. Asking \$27,500. Contact Norm Wobschall at 507-456-3728 or at normco3@yahoo.com for more photos and info.



2000 Wanderlodge LXI 97,000 miles. 500 HP Series 60 Detroit Engine. Allison transmission w/ Jacobs Engine Retarder, Kitchen single slide, 260 gal. fuel / 48 gal. LPG, 150 gal. fresh water, 160 gal. grey & black water, 3 roof air ac's, Aquahot & electric heat,. Asking \$194,000. Contact Richard Ramsey at yeamar49@yahoo.com or by phone at 850-447-1700.



1984 PT40 Bluebird Wanderlodge 6V92TAC 325 HP Allison MT654-CR 5 Speed Automatic with Retarder. 234,010 miles showing on odometer. Original engine was replaced with a Detroit Diesel factory remanufactured Silver Series 6V92TAC at around 153,000 miles due to a spun bearing, 6 new batteries installed in December 2009. Complete set of manuals including a full set of electrical schematics (full size drawings) and Asking \$47,500. Contact Page Britt at KE4WKL@gmail.com or by phone at 850-528-6862




Classifieds submitted by Shane Fedeli

1997 Wanderlodge BMC 40' Coach has approximately 74,000 miles on the Spartan K-3 chassis with Cummins M-11 and Allison 4060 transmission + engine brake Front-end bra. Driver side couch was recovered in cloth by Muriel, Ft. Valley in 2008. Other couch is leather. Chassis is fully serviced and ready to go. Asking \$95,000. Contact Michael Brody at 772-463-1078 or by email at mibrody@msn.com



1991 Wanderlodge PT40 WB- 8V92 engine, Allison 5 speed transmission w/retarder. Coach is in excellent shape and road-ready for \$105,000 OBO. Coach located in Newton, GA. Call Kathy or Steve Enfinger at (229)-881-1720 or by email at klenfin-ger@gmail.com



1986 Wanderlodge PT40- Detroit Diesel 8V92, 475HP, Allison Transmission. Coach is in Great Shape- it's been garage keep most of its life! 107,000 miles, 12.5KW Diesel Generator, 2964 Engine Hours, 3 roof Airs, 4 Heaters, Automatic Leveling System, Ice Maker, Central Vacuum, odor free. Priced at \$48,995. Call Rick Vossen at 850-527-4765 or by email at rvofpanamacity@live.com



BLUE BIRD CHAPTER OF FMCA, LLC

Information in this newsletter was supplied by members of the Chapter and other parties who have given permission to reproduce articles written by them. Although all information contained herein is believed to be reliable, we have not independently verified it and can make no guarantee of accuracy.

Send your article contributions to:
Newsletter@BlueBirdChapter.org



The Blue Bird Chapter of FMCA, AKA, the Family of Friends was Chartered July 15,1975. The general purpose of the Blue Bird Chapter is to promote the goals and objectives of the Family Motor Coach Association (FMCA) and to operate within the guidelines of the FMCA. The specific purpose of this Chapter is to promote fellowship, camaraderie, cooperation and enjoyment of Blue Bird Wanderlodge and BMC coaches by their owners. The Chapter plans rallies and other social events that promote solidarity and friendship through lifestyles shared by these owners. Members help each other by sharing knowledge and promoting the travel and lifestyle these fine machines make possible. If you presently own a Blue Bird Wanderlodge or BMC motor coach, your ownership will be enhanced by filling out the application below. We look forward to you joining this unique and international "Family of Friends". If already a member we appreciate your continued support and welcome your comments, newsletter contributions and volunteer assistance.

APPLICATION FOR MEMBERSHIP / RENEWAL / CHANGE FORM

You must be a member of the **FAMILY MOTOR COACH ASSOCIATION**. Your club application fee is \$50 which includes two name badges and dues for the current year. Your dues are \$25 per year. Make check payable to the **BLUE BIRD CHAPTER of FMCA, LLC**.

DATE _____	FMCA # _____	New Application \$50.00 _____
LAST NAME _____		Renewal \$25.00 _____
STREET/SHIPPING ADDRESS _____		Information Update _____
CITY/STATE/ZIP _____		
E-MAIL ADDRESS _____		
PHONE NUMBER _____	CELL # _____	
OFFICE NUMBER _____	COACH # _____	

PLEASE PRINT FIRST AND LAST NAMES AS YOU WANT THEM TO APPEAR ON YOUR CLUB BADGES:

(New Applications Only)

1ST **BADGE** _____

2ND **BADGE** _____

PLEASE RETURN FORM TO:
Blue Bird Chapter of FMCA
3590 Round Bottom Road
Cincinnati, OH 45244

Print, Fill Out and Mail OR

[Click Here To Fill Out On Line.](#)