



President's Report

Every 4th of July we celebrate the birth of our nation. Families and friends from all across this country get together at parades, picnics or baseball games, fly the flag and top it all off with an evening of fireworks.

We are so fortunate to live in a land where we can enjoy the freedom we often casually accept. Yet the price of freedom has come at a great cost paid by the men and women who wear the uniform of the United States Military. So

on our Independence Day, whether your traveling across this great country in your Blue Bird or enjoying your-



and around the world. It is through their sacrifice and the sacrifice of so many who went before them, that America has become "the land of the free and the home of the brave."

In a few days Bobbie and I will be seeing many of you in Colorado Springs. The beauty of the Pikes Peak region is one of the most scenic areas in the state. We look forward to seeing you and until we do, have a won-

self with family and friends contemplating that next hamburger while waiting for the barrage of fireworks, take a moment to bow your head and pray for our military here

derful 4th! Drive safely and we'll see you "On the Road Again".

Dan

BLUE BIRD CHAPTER, FMCA

Blue Bird Tracks

Post Quartzsite 2011 Rolling Rally Interest?

Approximately 2 days after the ending of Q2011, a Vintage Bird rally in Temecula,

CA at Pechanga Indian RV Resort for 2 or 3 nights, (approx 250 miles from Quartzsite, AZ) followed by 4-5 nights at Chula Vista RV Resort in Chula Vista, CA. (approx 60 miles away) The second rally would be a Bluebird club rally.

The Pechanga Indian Casino is adjacent to the park, and Temecula has old town, wineries, etc. for tours and is a beautiful 5 star campground. Chula Vista is a beautiful park near the San Diego backbay, and has the San Diego harbor cruises, Embarcadero area, Old Town, Chula Vista Olympic

Training Center, Sea World, Balboa Park, deep sea fishing and many other things to do.

Rallies will be low cost and mainly social events, such as Sunday brunch potluck, dinner potlucks, hors d'oeuvres night, etc.

If there is enough interest, we will proceed with them.

Please email interest to 86bluebird@sbcglobal.net.

Thanks

Dan and Cindy Sunderland

Inside this issue:

- Cooking is for the Birds
- Tech Tips - Safety & More
- Cajun Rally
- Traveling Mouse House
- Classic Customer Experience

Special points of interest:

- *Classifieds*
- *4th Of July*
- *Gathering of Birds*
- *Win \$\$\$ For Early Registration!*
- *Welcome New Members*
- *Sunshine & Mists*

Upcoming Rally Schedule

2010 Blue Bird Chapter of FMCA Rally Dates

Associated FMCA Clubs
And Dealer Rallies

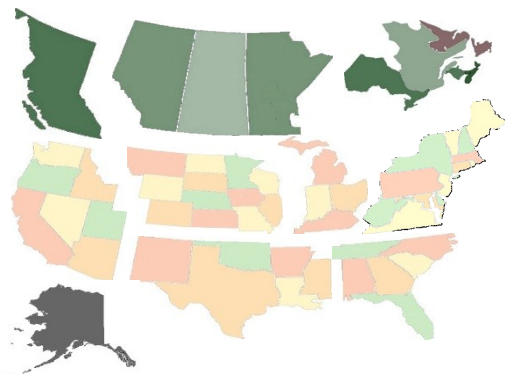


July 6th - 11th 2010 Wild Bunch "In Between Rally" York, PA

July 9th - 14th 2010 Family of Friends "Rock the Rockies", Colorado Springs, Colorado

Hosted by Karen and Denny James and Jon and Neat Scott

July 26th - August 1st 2010 Vintage Birds and *SWBB "Oshkosh, Rally"



To email your area VP, click on the section of the map that corresponds to the area where you wish to hold your rally.

August 1st - 6th Wild Bunch "Taste of Oregon Rolling Rally"

August 11th - 14th FMCA International Convention, Redmond, Oregon

September 26th - October 5th 2010 (tentative date) Family of Friends, "Fall Colors Northeast Rolling Rally"

Hosted by Alan and Jane Ritchie

October 7th - 10th 2010 Vintage Bird, Hershey, PA Rally

October 13th - 17th Wild Bunch "Autumn in Charlottesville" VA

October 16th - October 22nd Family of Friends "1st Annual Blue Bird Family Reunion" The Cajun Coast Adventure, Rayne, LA

Hosted by Roy Zanca, Chuck Arnold and Walter Richard

October 20th - 24th 2010 *Rats Rally, Pine Mountain, GA

October 28th - October 31st 2010 Vintage Bird, New Orleans Rally

October 25th - October 30th, 2011 "2nd Annual Blue Bird Chapter Family Reunion," East Ridge, TN Hosted by Leroy and Glenda Wilson and the Blue Bird Chapter

*denotes non FMCA sponsored club

Rally Hosts Wanted! Contact your Area VP to check and reserve a date. It's not too late to hold a rally in 2010.

2011 dates can be reserved now too. If you have never hosted a rally, now is the time to

do it. With a little planning and your knowledge of a particular area, you can put together a rally that is as formal or informal as you want. Either way fun will be had with other Blue Bird owners. You get to decide, picnic on the beach, pot luck at the campground, entertainment, free time? Your knowledge of a particular area can be shared with others who have never visited the area or would like to return and see things they didn't know were there. Start planning now!

Northeastern Jay Zeigler
610-622-8113 (C)
717-933-4666 (H)

NortheastVP@BlueBirdChapter.org

South Central Roy Zanca
504-491-5149 (C)
504-242-1705 (H)

SouthCentralVP@BlueBirdChapter.org

West Central Jim Olds
507-645-5549 (H)

WestCentralVP@BlueBirdChapter.org

Western Dan Sunderland
760-445-0005 (C)

WesternVP@BlueBirdChapter.org

East Central Paul Spear
740-629-7336 (O)

EastCentralVP@BlueBirdChapter.org

Southeast Jimmy Cox
864-420-1481 (C)

SoutheastVP@BlueBirdChapter.org

Senior VP Alan Ritchie
239-949-1021 (H)
380-380-9090 (C)

SeniorVP@BlueBirdChapter.org

Have a friend who owns another brand of motorhome? Or one who wants to buy a Wanderlodge or BMC? Did you know that they can attend Blue Bird Chapter rallies as your guest? Contact the rally host for the rally you would like to invite them to and they will be welcome to attend!

Independence Day Submitted by Karen James



Now that summer is in full swing, many of us head across the country in our Birds. The Fourth of July brings families together for picnics and celebrations. Red, White and Blue is the theme for the day. July 4 also brings back memories of the past. I can remember when the only fireworks that were displayed were out in the middle of our street. You didn't dare ride your bike past a group of rowdy kids, because they would throw fire crackers at the pavement and scare you. There

were sparklers and roman candles everywhere and no made-to-order display in some stadium or a TV spectacular. We could go to the local fireworks stand and buy cherry bombs, M-80's and all manner of loud explosives. Pop bottle rockets were a favorite as they zoomed off into the sky in a zig-zag pattern.

After a picnic in the back yard, we kids would anxiously await the night sky and would pass the time by lighting the little "snakes" that started out as a round pellet and grew into a long ashy snake. Finally, it was dark enough to start the "show". We got the yearly lecture about fireworks safety and the story of the boy who lost his fingers, and then we were ready to light up the night. My dad worked for the railroad and always brought home a couple of fusee flares so we had our own source of ignition at the ready. We wrote our names in the night sky with sparklers and ood and awed as the roman candles gave off their colored flares. Today, there are rules and regulations and bans on fireworks of any type, but those childhood memories still make me smile. Happy Independence Day to all, wave on Red, White and Blue!

Benjamin Franklin, John Adams and Thomas Jefferson served on the committee that picked the eagle for the national seal [Franklin wanted the turkey].

Bald eagles have few natural enemies and live only in North America.

Bald eagles get their white head and tail feathers about 4/5 years of age.

Bald eagles are not, and never were bald. The term comes from when "bald" meant "white-headed".

Their maximum speed: 40 mph or over 100 mph while in a dive.

They can lift roughly half their body weight.

The Bald Eagle is no longer considered endangered, and now only threatened.

The only other kind of eagle in North America is the golden eagle.

Bald eagles mate for life, but if one dies, the survivor will accept a new mate.

It is a felony to shoot an eagle.

It Was Another Gathering of Birds by Maurice DeShazer

The setting was about as good as it gets, up against the base of the Colorado Rocky Mountains, in the town of Golden alongside Clear Creek, the water source for the famous Coors Brewery. The weather was perfect, not a cloud in the sky when three Bird families met with a newcomer to the Chapter: Jim and Jenise Harper. Jon and Neat Scott, Denny and Karen James and Maurice and Rozanne DeShazer were the first to welcome the Harpers to our club.

The Harpers were long time residents of Evergreen, CO, located a short drive west of Denver, along Interstate 70. Jim had worked as an equipment broker in the food industry and Jenise had



taught in Evergreen High School for a ca-

reer. They decided to retire, sell their home (give it away as Jim called it), and prepare for a long dreamed for life, just traveling

over the highways. Before they could start they needed a motorhome. Their search resulted in a 43 ft., 2001 LXI. They had moved into their "new" Bird and were on the road at the time we all met in Golden. They were staying in a campground located at the very base of the Hogback, not too far from Golden.

We had lunch on the patio located at the edge of Clear Creek at the Golden Hotel, a National Historical Landmark. The rapidly running water, fresh from snow melt, provided a perfect backdrop for our lunch and meeting with Jim and Jenise. After a good visit and lunch we were invited to the campground to see the Harper's new purchase. They did well in finding a beautiful, low mileage Bird that is to be their home

(Continued on page 6)

Big Guys and Skinny Ladders by Rich Ducci

Inspired by the great article written by Slim Somerville on waxing and buffing the Wanderlodge, I wanted to add my recent experience about safely working on the upper



portions of our coaches. Whether waxing or buffing the finish, repairing an awning or even just replacing a light bulb, it is of the utmost importance to pay attention to ladder safety.

Last year while staying at the Great Outdoors Resort in Titusville, FL we had the coach under a port. This provided a shaded cover and smooth cement pad so there was no excuse not to put a good coat of wax on the Wanderlodge. At that

time I was carrying a “stick” ladder purchased years ago at Camping World. It is a six foot step ladder that folds at the top like a regular stepladder then the steps fold at a hinge point at their center so the whole ladder can be stored in an easy fashion. The



folded size is 3 1/2” X 3 1/2” x 74”. Up until this point, the only thing I had used this ladder for was either a quick bulb change or to snap on the windshield sun screen. Standing far enough up this ladder and holding a buffer did not seem a safe thing to do. Happily, I finished the project with no falls or broken bones. I have to say that, at 235 pounds plus the weight of the buffer, I felt that the ladder was loaded well over the maximum safe weight. The slightly narrower footprint of this ladder also added to the lack of stability. That said, this “stick”

ladder does provide a good platform for light duty use and for people smaller than I. Mine was purchased before the company started making a seven foot model which would mean reaching the upper sides of the coach could be done more easily and one would not have to step so far above the “Do not stand or sit above this point” sticker.

With the “queasy” feeling of working too high up on a too light-weight ladder still fresh in my mind, (This is from a much younger guy who started out working summers for a TV antenna repairman who taught me that I could put a six foot stepladder over the peak of a three story house, climb onto the top step and reach the rotator motor at the top of the 10’ mast, unbolt the bad motor with the antenna still attached, back down the ladder and swap out the motor on the roof, climb back up to the top of the stepladder and re-install it.) I decided it was time to get a safer ladder. It would still have to fit nicely in a Wanderlodge luggage bay, be compact but rated for at least 300 pounds. The ladder that seemed to fit the bill was a Telesteps 12S. This is a unique telescoping step ladder that would give me the equivalent of an 8-1/2’ step ladder or a

10-1/2’ extension ladder. It folds to approximately 28” X 18” X 8” (plus the stabilizers at the bottom). The ladder comes with a Velcro closure, carry strap which makes transporting the Telesteps to your work location easy. It is made from a sturdy aluminum alloy and

can be adjusted on the back side for uneven surfaces or for use on stairs. The ladder is a bit pricey but very inexpensive when compared to a broken leg! The overall quality and ease of folding and setting up is very good. The 12S model seems just right for me but it comes in a smaller “10S” size too that would be suitable for jobs that did not require reaching above the top of the windshield. After an online search showed that the best price was \$260.00 (plus tax) including delivery from Home Depot Online, I ordered it and received it within a few days.

(This price was substantially lower than the smaller model at Camping World even with their “President’s Club discount.”)

With this ladder stowed in a luggage bay, I have no excuse not to get started on waxing the coach. In testing the stability of this ladder, I am confident that this job, plus all others within reach of this ladder can be done safely.

TeleSteps 12S Features:

- Back end adjusts for stair cases, uneven surfaces
- Fully automatic telescoping operation
- Made from sturdy, lightweight high quality aluminum alloys
- Easy to carry, easy to use, easy to store
- Combination extension, step, adjustable ladder
- Multi-function telescoping ladders TELESTEPS telescopic COMBI LADDER combination step, extension and adjustable ladder for use on uneven surfaces and stairs 8.5 Feet step ladder height 12 Feet extension ladder climbing height This ladder has "Wide Steps" for more comfortable climbing and standing.

TeleSteps 12S Specifications:

- Maximum Height as a step ladder - 8.5 ft.
 - Maximum Height an extension ladder - 10.5 ft. (12 ft. climbing height)
- Outer Package dimensions: 31.1" x 8.7" x 24"

TeleSteps 12S Includes:

- (1) 12S COMBI LADDER "TYPE 1A" 300 LBS RATING, Carry Strap

[Click here to watch the video and see](#)



Sunshine & Mists by Brenda Rodgers



Our Sympathy:

We extend our deepest sympathy to Diane and Bob Hedman and Family in the loss of Diane's father on June 9th in Michigan.

Sincere sympathy to Peggy Miller and Family in the loss of her husband, Dick Miller, in Jacksonville. Many of you will

remember Dick as he shared with us his wonderful talent on the saxophone at rallies and at the Bird's Nest.

Get Well Wishes:

We are happy to report that Dan and Bobbie Jensen's little granddaughter, Carsyn, is doing well following recent serious surgery.

We are pleased that Dan Greer had successful surgery in June and is doing well.

Please continue to remember Joanne Dover, Sally Base, and Sharon Zeigler as they recuperate.

We extend get well wishes to Bruce Morris who is hospitalized following complications from a kidney stone.

Wedding Anniversaries:

We extend congratulations and best wishes to the following on their 50th Wedding Anniversaries:

Paul and Ann Ward

Maurice and Rozanne DeShazer

Sunshine@BlueBirdChapter.org

Welcome New Members!



Tim & Patty O'Neill, Christine, ND

Jim & Barb King, Heywood, ID

Shane & Kelly Fedeli, Hershey, PA

David & Deb Hebert, Sutton, MA

Sid & Delores Ellis, Baytown, TX

Bob Valpey, Riverside, CA

Ted & Sally Brustowicz, Niceville, FL

Michael & Sharon Brundridge,

Georgetown, TX

John & Debra Mace, Tuttle, OK

Michael & Christine Hohnstein, Germantown, WI

Jim & Jenise Harper, Rapid City, SD

Stewart & Mary Yantis, Tuscon, AZ

Please Note... Chapter Address Change

The Blue Bird Chapter of FMCA has CLOSED the P.O. Box in Fort Valley, GA. We have established a new, permanent address and are using the FMCA mail forwarding service. Please send your dues and rally payments to our new, permanent chapter address, via FMCA mail forwarding.

The Blue Bird Chapter's address is:

Treasurer

Blue Bird Chapter of FMCA, LLC

3590 Round Bottom Road

Cincinnati, OH 45244

Technical Tips and Tricks: by Ralph Fullenwider



Whew!! Summer 2010 came in with a blast furnace on its coattails! Fortunately, this will not deter camping in our Birds across this great Nation. Here are a couple of things to "help" the systems in the Coach to help us in the 90 degree plus heat.

1. Refrigerator external compartment; When possible, try to park with the compartment away from the afternoon sun or heat. When that is not possible, then set up some sort of "shade" giver like a small umbrella or whatever is handy.

1a. While this may sound like a "whatever" thing, the small drop in the direct outside temp, will help the refrigerator system (ammonia based) to dispel some of the heat and increase the systems cooling ability. Think of it another way, as an experiment, stand in the direct sun for a moment, then move under the tree branches into the shade and simply feel the difference.

1b. While this will have greater effect on the ammonia system, the "house" type units have their own compresses. Still, it is the removal of heat faster from the rear of both units, via outside compartments that makes it easier on the ability to keep ice cream from melting. <smile>

Moving to another system, let's talk about the Air Conditioning briefly. It is always nice to get in out of heat, be it shade or into the safe from the sun interior of a Coach. And while it may be like shade in the Coach, it is humid and muggy in one area over another, such as the Salon versus the bedroom and both A/C's are running! Here are a couple of quick and simple things to check or do.

1. With a cooking thermometer or the handy dandy infrared temp check, bring the A/C to high fan and turn the thermostat full on high and wait about 10 minutes for the temp to stabilize for a true reading. We are going to read the Delta T difference of air conditioning. place the thermostat in the "intake" (return air) portion of the A/C and note the reading. Then place the temp gauge in the output side of the A/C and note the temp. Subtract the cool temp from the warmer temp and that is the Delta T. Oh, the Delta T should read between 12 to 19 degrees difference. If you get that reading, then the A/C is doing all it can do and will do no more. So let's help the units out a little by putting out those smaller awnings, to help cool the expansive amount of glass or pulling the drapes closed, this will help the units to be more efficient.

1a. If your Delta T is not in the 12 to 19 degree range, then we need to look elsewhere to try to help the A/C to cool us down. Dirty filters will certainly decrease the ability cool better. A dirty condenser will do the same thing as the air needs to pass through the coils to cool and many a time, the coils being dirty will show up as "ice" on the coils and perhaps wet spots on carpet or elsewhere because condensation has backed up in the drain tray due to ice blockage. So it is time to clean those coils or to call in a repair tech to clean and service the A/C unit and check to be sure the system is in "specification" for refrigerant (R-22).

Ice maker quickie; remove the screw that holds the grill on the front of the ice maker (if a standalone unit,) and vacuum the front of the small compressor coil you see there, replace the front grill and your done! Add that to the "things to do" list every 3 to 6 months and the enjoyment of ice will be better suited.

Enjoy the summer travel everyone and remember those whom, present and past, stand in harm's way in our stead, to keep us free in order to savor the very things we do and see.

Safe travels,

Ralph and Charolette Fullenwider
"84FC35 "Ruff Diamond"
Duncan, Oklahoma
TechTips@BlueBirdChapter.org

It Was Another Gathering of Birds... Continued by Maurice DeShazer

(Continued from page 3)

until they tire of the nomadic life style.

We took the opportunity to share a little history of the Chapter with them and to pro-



vide them with a special welcome as new members to the Blue Bird Chapter of FMCA, LLC. We would

invite you to offer them your own personal welcome when you meet them and to encourage them to participate in as many Chapter functions as they can. We related that owning a Blue Bird is a wonderful experience that can be immeasurably enhanced by participating in the functions of the Chapter. As we related, people just don't get any better than Blue Birders and we are proud to have them as our newest members.

Maurice DeShazer

Cooking is for the Birds: by Kay Green Losh

Key is cooking.



We look forward to July at our house; we have TWO family reunions over the 4th, and that means good food, catching up with family, and lots of visiting. In our family, the meats are provided by the family and all the vegetables, salads and desserts are brought in a potluck fashion. There are dishes we look forward to each year, and always some surprises too. Our good cooks are met at the doors so that we can get a 'sneak peak' at what they brought. That usually includes fresh green beans and lots of sliced tomatoes from someone's garden. Lots of visiting with cousins and updates on their grandchildren, etc. Lots of old pictures show up, too, and it's fun to see them, and to talk about those who came before us and who gave us such a legacy!

For your gatherings this July, here are some ideas to try out.

This is an oooold recipe that I hadn't made in years, until the other day. How did this slip out of regular rotation?! Quick to make and so good!

BANANA OAT MUFFINS

Mix 1 cup oats in ½ cup milk.

Add 3 bananas, chopped or mashed with a fork.

Add 1 cup flour,

2 & ½ tsp. baking powder

½ tsp salt

4 Tablespoons sugar

1 egg

¼ cup vegetable oil

Stir just until mixed, put in muffin pans which have been oiled on the bottom, and bake at 425 for 20 minutes.

These go together quickly, and are wonderful right out of the oven.

This salad is one that gets raves whenever it shows up on a potluck table, and it makes a good-sized bowl to feed a crowd. **FAY CRAIG (Texas)** made this for a get-together and all fourteen of us had seconds!

CHINESE CABBAGE

SALAD

Brown in a skillet the following ingredients and set aside:

2 packages of Ramen Noodles--one chicken and one oriental flavor (break up in the package

1 cup slivered almonds--more or less

½ cup sesame seeds

1 stick butter

In a large bowl, put 2 heads of sliced or shredded Chinese or Napa cabbage and 2 bunches sliced green onions. Chill in refrigerator.

For dressing, mix:

1 cup salad or vegetable oil

½ cup apple cider vinegar

½ cup Splenda or sugar

2 Tablespoons soy sauce

Add salt and pepper to taste, mix well and chill.

Immediately before serving, add ramen noodle mixture, which has cooled, to cabbage and onion mixture. Pour dressing over all and toss well.

This is a recipe that I am asked to repeat, after everyone has tried it once. My

daughter-in-law called from Missouri to get this recipe to make for a Saturday night "bunch" at their house. The recipe came from a local caterer and restaurant owner here in Texas.

SPAGHETTI

SALAD

Cook 1 pound vermicelli or anger hair pasta just until tender and drain. Immediately add

1 Tablespoon salt

3 Tablespoons lemon juice

4 Tablespoons olive oil

and marinate all this overnight.

Next day, add:

1 cup chopped bell pepper

1 cup chopped celery

¾ cup chopped onion

1 (4 oz.) jar pimiento

1 small can sliced black olives

1 ½ cups mayo

Mix well and enjoy! Makes a very large bowl, and if there are leftovers, there good the next day!

I hope your Fourth of July is a wonderful day of friends, family, food and fun!

P.S. Waiting for YOUR recipes---send to Cooking@BlueBirdChapter.org for inclusion in a future issue!



Clever Ideas: Submitted by Neat Scott



Take your bananas apart when you get home from the store. If you leave them connected at the stem, they ripen faster.. I didn't know that!



Store your opened chunks of cheese in aluminum foil. It will stay fresh much longer and not mold!



Peppers with 3 bumps on the bottom are sweeter and better for eating. Peppers with 4 bumps on the bottom are firmer and better for cooking.

Add a teaspoon of water when frying ground beef. It will help pull the grease away from the meat while cooking.



To really make scrambled eggs or omelets rich add a couple of Spoonfuls of sour cream, cream cheese, or heavy cream in and then beat them up.



For a cool brownie treat, make brownies as directed. Melt Andes mints in double broiler and pour over warm brownies. Let set for a wonderful minty frosting.



Add garlic immediately to a recipe if you want a light taste of garlic and at the end of the recipe if your want a stronger taste of garlic.




Leftover snickers bars from Halloween make a delicious dessert. Simply chop them up with the food chopper. Peel, core and slice a few apples. Place them in a baking dish and sprinkle the chopped candy bars over the apples. Bake at 350 for 15 minutes!!! Serve alone or with vanilla ice cream. Yummm!



Reheat Pizza

Heat up leftover pizza in a nonstick skillet on top of the stove, set heat to med-low and heat till warm. This keeps the crust crispy. No soggy micro pizza. I saw this on the cooking channel and it really works.



Easy Deviled Eggs

Put cooked egg yolks in a zip lock bag. Seal, mash till they are all broken up. Add remainder of ingredients, reseal, keep mashing it up mixing thoroughly, cut the tip of the baggy, squeeze mixture into egg. Just throw bag away when done easy clean up.



Expanding Frosting

When you buy a container of cake frosting from the store, whip it with your mixer for a few minutes. You can double it in size. You get to frost more cake/cupcakes with the same amount. You also eat less sugar and calories per serving.

Reheating refrigerated bread



To warm biscuits, pancakes, or muffins that were refrigerated, place them in A microwave with a cup of water. The increased moisture will keep the food Moist and help it reheat faster.

Clever Ideas: Submitted by Neat Scott



Newspaper weeds away

Start putting in your plants, work the nutrients in your soil. Wet newspapers, Put layers around the plants overlapping as you go cover with mulch and for- Get about weeds. Weeds will get through some gardening plastic they will not Get through wet newspapers.



Broken Glass

Use a wet cotton ball or Q-tip to pick up the small shards of glass you can't see easily.



No More Mosquitoes

Place a dryer sheet in your pocket. It will keep the mosquitoes away.



Squirrel Away!

To keep squirrels from eating your plants, sprinkle your plants with cayenne pepper. The cayenne pepper doesn't hurt the plant and the squirrels won't come near it. (Wonder if this works with rabbits? Sure gonna give it a try)



Flexible vacuum

To get something out of a heat register or under the fridge add an empty paper towel roll or empty gift wrap roll to your vacuum. It can be bent or flattened to get in narrow openings.

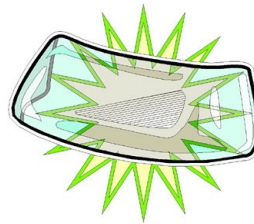
Reducing Static Cling

Pin a small safety pin to the seam of your slip and you will not have a clingy skirt or dress. Same thing works with slacks that cling when wearing panty hose. Place pin in seam of slacks and ... At DA! ... Static is gone.



Measuring Cups

Before you pour sticky substances into a measuring cup, fill with hot water. Dump out the hot water, but don't dry cup. Next, add your ingredient, such As peanut butter, and watch how easily it comes right out.



Foggy Windshield?

Hate foggy windshields? Buy a chalkboard eraser and keep it in the glove box of your car When the windows fog, rub with the eraser! Works better than a cloth!



Re opening envelopes

If you seal an envelope and then realize you forgot to include something inside, just place your sealed envelope in the freezer for an hour or two. Viola! It unseals easily.



Conditioner

Use your hair conditioner to shave your legs. It's cheaper than shaving cream and leaves your legs really smooth. It's also a great way to use up the conditioner you bought but didn't like when you tried it in your hair.

(Continued on page 11)

A Classic Customer Experience by Mimi Fernandez

Remodeling an existing RV has many rewarding benefits - both emotional and financial. Whether you're changing the style, or adding new features, remodeling projects allow you to customize and decorate to suit your specific lifestyle as well as your personal tastes.



Judi and Greg Peterson in the showroom at Classic Coach Works enjoying their renovation experience.

Since 2002, Classic Coach Works, located in Lakeland, Florida, has been remodeling and renovating RV's at a fraction of what it would cost to purchase a new one – all according to the customers' expectations. From floors to mirrored ceilings (and everything in between!), Classic Coach co-owners Dennis Stewart and wife Beverly Larson, along with their staff of skilled craftsmen will turn your motor home into a classic "before and after" story. Customer satisfaction is standard and never an option as evidenced by the repeat business and referrals the company receives from customers who travel to their showroom from all over the country.

What do customers have to say about Classic Coach Works? Just ask Judi and Greg Peterson the next time you see them about their recent experience with the company. The Petersons recently replaced the refrigerator in their Blue Bird coach with a larger model – without losing valuable storage space. "The old refrigerator never cooled properly and the temperature fluctuated. We had to shut it off when it needed defrosting," noted Judi Peterson. The new all-electric refrigerator eliminates the inconvenience and safety hazard of using propane. And ice cream lovers please take note: the steady temperature

allows food stored in the freezer to remain frozen and eliminates the need to defrost the refrigerator every few days!

Although the makeover Greg and Judi Peterson's motor home received was not too "extreme", it was enough of a change to make these Classic Coach customers rave about their wonderful experience. "They are professional and they care about their customers. Their workmanship is phenomenal," she commented. Why did the Petersons choose Classic Coach Works? Judi said "trust and attitude" is important to them. "They treated us like we were special. They weren't just "doing a job", she said.

Whether you need an appliance replaced or an "extreme makeover", Classic Coach Works offers a variety of options including flooring, furniture and reupholstery, cabinetry, lighting, window and wall treatments, electronics and appliances, decorative ceilings and much more. The 4-acre facility features two showrooms, a design center, safe and secure interior workshops, a fully equipped cabinet shop where cabinetry is custom designed and finished to match your existing woodwork, plenty of RV parking and a professional staff capable of creating a new interior for your motor home.

For a complete listing of all their specialties, visit www.ClassicCoachWorks.com or call

1-800-971-0017 and talk to Dennis, Bev, or one of their sales associates about any remodeling options you've been considering. They will be happy to give you an idea on what it would cost to update your RV.

And be sure to ask the Petersons to share their own personal experience with Classic Coach Works. Judi and Greg will be happy to tell you how their RV is "more like a home". "We don't let just anyone work on our RV", Judi emphasized.

See for yourself the Peterson's refrigerator pictured before and after.

The RV style refrigerator and the drawer below were both removed. The internal and external dimensions of the cabinet were modified to accommodate the new stainless steel Samsung side by side refrigerator. The new addition looks sleeker, eliminates the last LP appliance, and adds more than 8 cubic feet of available refrigerated storage!



Clever Ideas: Continued

Submitted by Neat Scott

(Continued from page 9)



Goodbye Fruit Flies

To get rid of pesky fruit flies, take a small glass, fill it 1/2' with Apple Cider Vinegar and 2 drops of dish washing liquid; mix well. You will find those flies drawn to the cup and gone forever!



Get Rid of Ants

Put small piles of cornmeal where you see ants. They eat it, take it 'home,' can't digest it so it kills them. It may take a week or so, especially if it rains, but it works and you don't have the worry about pets or small children being harmed!

(This I will definitely try!!!)

INFO ABOUT CLOTHES DRYERS

The heating unit went out on my dryer! The gentleman that fixes things around the house for us told us that he wanted to show us something and he went over to the dryer and pulled out the lint filter. It was clean. (I always clean the lint from the filter after every

load clothes.) He told us that he wanted to show us something; he took the filter over to the sink and ran hot water over it. The lint filter is made of a mesh material. I'm sure you know what your dryer's lint filter looks like. Well the hot water just sat on top of the mesh! It didn't go through it at all! He told us that dryer sheets cause a film over that mesh that's what burns out the heating unit. You can't **SEE** the film, but it's there. It's what is in the dryer sheets to make your clothes soft and static free ... that nice fragrance too. You know how they can feel waxy when you take them out of the box ... well this stuff builds up on your clothes and on your lint screen. This is also what causes dryer units to potentially burn your house down with it! He said the best way to keep your dryer working for a very longtime (and to keep your electric bill lower) is to take that filter out and wash it with hot soapy water and an old toothbrush (or other brush) at least every six months. He said that makes the life of the dryer at least twice as long! How about that!?! Learn something new every day! I certainly didn't know dryer sheets would do that. So, I thought I'd share!

Note: I went to my dryer and tested my screen by running water on it. The water ran through a little bit but mostly collected all the water in the mesh screen. I washed it with warm soapy water and a nylon brush and I had it done in 30 seconds. Then when I rinsed it, the water ran right thru the screen! There wasn't any puddling at all! That repairman knew what he was talking about!

North GA Blue Bird Plant Closes: Submitted by Brenda Rodgers

Blue Bird President and CEO, Greg Bennett, announced on June 24, 2010, that the school bus assembly plant, Blue Bird North Georgia, located in LaFayette GA will shut down on August 30, 2010. Approximately 350 jobs will be lost.

Blue Bird officials told plant workers that the plant's operations will be moved to the company's Fort Valley GA headquarters. They stated that the national recession has taken a toll on the school bus industry. The

company will improve efficiency by centralizing all its operations, technical staff, and services.

The Blue Bird North Georgia plant has been in production since 1982

NOTICE!!!! Blue Bird Chapter of FMCA Family Reunion

Cajun Adventure EARLY REGISTRATION PRIZE PROGRAM

For this adventure Rally, we have developed a new and adventurous door prize program. Called the Blue Birders Early Registration Door Prize Adventure:

Start date August 01, 2010 thru October 15, 2010

Here is how the program works: Simple put when we receive your rally application we will put a ticket/s marked for you in the door prize hopper. Example: If we receive your application, post marked:

August 01, 2010 which is 75 days prior to rally 75 tickets marked for you will go in hopper for Drawing;

August 02, 2010 which is 74 days prior to rally 74 tickets marked for you will go in hopper for Drawing;

October 15, 2010 which is 01 days prior to rally 01 ticket marked for you will go in hopper for Drawing; Etc.

So the number of door prize tickers you can earn is up to you by the post mark of your application after the start date August 01, 2010 the more chances one has to win Door prizes.

Note: All applications post marked prior to August 01, 2010, will be credited to August First.

Only one door prize winner per application. We are dedicating \$1000.00 divided in 10 visa gift certificates, starting at \$50.00 to be used as door prizes.

See Rally Information Starting on Page 10 for More Details on this Exciting Rally!



1st Annual Blue Bird Chapter Family Reunion

October 16th -October 22nd

The Cajun Adventure Rally, Rayne Louisiana

A virtual playground for RV'ers, Rayne, Louisiana is in the heart of some of the south's most desired tourist destinations. With so many exciting places to visit our greatest challenge was what to include and what would be optional.

Rayne, LA is known as the Frog Capitol of the USA and it has many beautiful murals of frogs on a number of its historic downtown buildings and restaurants. We will start our rally with a mural scavenger hunt, and then join in the fun for the Frog races put on by the city of Rayne. You will thoroughly enjoy our visit to Vermilionville. Situated on the banks of the Bayou Vermilion, this Cajun/Creole heritage and folk life park recreates life in the Acadian area between 1765 and 1890. From the short film "The Evangeline", lunch at La Cuisine de Maman, Cajun music and dancing in the back barn to the optional river boat ride on the Vermilion River, your going to love our day together.

This incredible area has so many things to do like visit The Crowley Ford Motor Building and The Grand Opera House of the South. Don't miss "Evangeline," Historic Church and Plantation. We will enjoy a Swamp tour while gliding through the Atchafalaya Basin where Alligators, beautiful birds and other wildlife are often sighted. Take a short drive to New Ibera and visit America's oldest operating Rice Mill. Step back in time and browse their Country Store. Be sure to view the interesting video and museum at the Word Famous Tabasco Pepper Sauce Factory. Take a walking/driving tour of the lush tropical gardens where hundreds of snowy egrets habitat, as well as alligators, nutria and other wildlife.

Stately Southern Plantation Homes and a tour of a magnificent Castle in the heart of the south is just a couple more reasons you won't want to miss this awesome rally. It will be one for the books, our 1st Annual Blue Bird Chapter Family Reunion. Six (6) nights at a cost of \$359.00 for a coach with two (2) people. \$225.00 for a coach with one person and \$135.00 for an additional person. Space is limited, so don't delay.

Saturday October 16th 2010

Registration: 11:00 A.M. to 4:00 P.M. @ Rayne Civic Center campground pavilion. Hors D'oeuvres, BYOB, Frog races at RV Park, Mural Scavenger Hunt starts today and is everyday.

Supper is on your own

Sunday October 17th 2010

Breakfast is on your own.

9:00 A.M. - 4:00 P.M. (car pool) to Vermilionville for an all day event: Acadian Cultural Center, short film "The Evangeline" This wonderful film is the depiction of the deportation of the Acadians from Grand Pra, Nova Scotia. Great history lesson for what you will see during the week to come. Get your Lagniappe Doubloon at the theater. Visit Vermilionville with a private guide (25 to a

group)

12:00 Noon: Lunch at La Cuisine de Maman Cajun family style restaurant on the premise. Price of admission is the doubloon given to you at the movie theater showing the film "The Evangeline."

- Special Cooking demonstration

- Fais Doe Doe, Cajun Music & Dancing in the back barn

- *Optional* Boat ride on the Vermilion River

Supper is on your own

Monday October 18th 2010

Breakfast is on your own

9:00 - 10:00 A.M.: Rally orientation by; Rayne and Crowley Tourist Center

11:00 A.M. to 12:30 P.M. Lunch is on your own

12:30 - 2:30 P.M. Car Pool to the Ford Building and Ford Automotive Museum Rice Interpretive Center, History of Crowley Museum and J.D. Miller Music Museum.

3:00 - 4:30 (Car Pool) Le Petit Chateau de Luxe "The Castle"

5:00 P.M. Kelly's Landing, tour of the Crawfish Farm and Rice Field. special Cajun supper will be provided at Kelly's Landing.

Tuesday October 19th 2010

8:00 - 9:00 A.M. Catered Breakfast

9:00 - 10:00 A.M. Club Board Member meeting

10:00 A.M. Club business meeting at the Pavilion

11:30 A.M. - 12:45 P.M. Lunch is on your own

1:00 - 3:00 P.M. Konrico Rice Mill Special Short Film and Tour

6:00 P.M. Enjoy a catered dinner

7:00 P.M. Oil Field Demo - by William Steward at RV Park

Wednesday October 20th 2010

8:00 - 9:00 A.M. Breakfast Catered

9:30 A.M. - Noon Visit Historic St. Martinsville a quaint Acadian town (Tour).

Noon - 1:00 P.M. Lunch is on your own at St. Martinsville or at the Café Jefferson on Jefferson Island.

2:00 P.M. -4:00 P.M. Tour of Jefferson Island -- This is a must see!!

6:00 P. M. Catered Supper, Entertainment by James Weatherford and his Band.

Thursday October 21st 2010

8:00 - 9:00 A.M. Catered Breakfast

10:00 - 12:00 A.M. Car pool to McGees Landing - Swamp tour, enjoy the tranquility of gliding through the Atchafalaya Basin with



A

an entertaining and informative Cajun Guide. Alligators, Beautiful Birds, and other wildlife are often sighted.

Lunch is on your own at McGees Landing.

5:30 P.M. (Turn in your Mural Scavenger Hunt score card)

6:00 P.M. Catered Supper “Cochon de Lait” Roast Pig over a bed of coals

7:00 - 7:30 P.M. The Festival Royalty Presentation of the Queens in full regalia, from many past Festivals from this area. We will be honored with the rights and privileges of royalty in their Magnificent attire. Bring your Cameras.

7:30 - 9:30 P.M. Laissez Les Bon Temps Roulez! Let the good times Roll, at the Fais Doe Doe, -- at the Street Dance. Shuffle your feet to the sounds of the 50's.

Friday October 22nd 2010

8:00 - 9:00 A.M. Continental Breakfast

Say our good bye's and safe travels

***Note: 30 amp available at all sites, cheater boxes are allowed at all sites to increase your amperage.

Note: Remember the Rice Festival starts October 14th thru the 16th in Crowley, LA and the Mayor of Rayne, Jim Petitjean, gave us a special invitation to arrive early in order to go to the Rice Festival and stay at the Rayne Civic Center for \$15.00 per night. No need to make reservations, Roy Zanca will arrive on October 13th and he will keep the light on for you. Questions or help. Call Roy's cell 504-491-5149.



For those wanting to attend the Vintage Bird “ New Orleans - Who Dat - Halloween Rally, October 28th thru Nov. 1st, following our Family Reunion you may want to contact one of the following RV Parks as a hold over site until VB Rally starts. Look in the Rally Schedule section in this newsletter for VB Rally, there are only 45 sites - so book early.

Cypress Bayou Casino - Shorty's

832 Martin Luther King Road

Charenton, LA

Full hookups \$10.00 a night and you get \$20.00 night free play money.

For Reservations call 1-800-284-4386



For a real adventure while waiting to go to the “Big Easy” How about House Boat Adventures at Cypress Bayou. The Atchafalaya Basin is a semi-wilderness area of hardwood forests, cypress stands, marshes and bayous. It is one of the last great river swamps left in the nation.

Experience the mystery and beauty of the Atchafalaya Basin from the privacy of your own houseboat, tucked away in a remote cove of this great Louisiana Swamp. <http://houseboat-Adventures.com/index.htm> For Reservations call 1-800-491-4662

Lake End Park, LA , Highway 70, Morgan City, LA 70380, 504-380-4623. Located on the banks of Lake Paloude.

Cajun Palms RV Resort, Henderson, LA 337-667-7772

Traveling Mouse House: by Martha Rowe Vaughn

Some time after our maiden voyage in the GigaRex, oh, maybe a week, I opened the cabinet under the sink to add a new pot to our cooking supplies and discovered mouse doodles. Yuck! I'm not afraid of mice, but, the inconsiderate critters are messy. They think nothing of using wherever they are for a toilet.

Why would a mouse be in the RV? A search of the drawers revealed the reason—peanut butter crackers I had forgotten to remove. In the process of locating the crackers, the nasty thing had pooped all over the silverware in the drawer above the crackers and on the knives and utensils below the crackers. The bottom drawer held a much chewed hot mitt, ruined. I'd have to wash everything. So I ran the water, added soap and started washing silverware. Meanwhile, Rudy, our Siamese cat, strolled in the door. Immediately, he began sniffing all around the pantry, standing on his hind legs and poking his nose in the air. I opened the slide out pantry doors and discovered more mouse poop. This was a job for the vacuum cleaner and Lysol.

I went to the house to get the powerful vacuum cleaner with all the attachments, rather than use the wimpy one in the RV. When I came back, Rudy was sniffing under the couch. I opened the drawer—mouse again all over the comforter. More washing!

I was tempted to open the cabinet door under the sink and let Rudy find the mouse, but I was afraid he would get stuck in the walls. He's a ferocious hunter and I was afraid he would lose his senses in the heat of the chase and go where he couldn't reverse and get out. I could picture Charlie, cussing and pulling out walls to get Rudy, not a pleasant thought.

So, a simple trip to the RV turned into a day job of cleaning, washing, and vacuuming.

A week later, we were on our way to Northern Virginia to visit with

Chris and Leslie and the grandchildren. I had checked for mouse evidence and found nothing. The critter was gone, thank goodness.

When we got to my son's house, we parked on the street and settled in for the visit. Fortunately, the weather was warm enough we did not need heat. The first night I woke up and heard something. Scratch, scratch, coming from under the sink. I rolled over and vowed to deal with it the next morning.

Sure enough, a banana in a fruit basket had been nibbled and the black doodles were everywhere. More washing, more Lysol.

That night, I heard again the scratching and nibbling under the sink. The next morning, I discovered the mouse had dined on potato and left its calling cards.

"Looks like our unwelcome house guest has traveled with us," I said to Charlie, holding up the banana for him to see.

"Maybe Chris has a mouse trap we can use."

"But, what if it's a mama mouse and she has a family?"

If we kill her, the little ones will die and stink. We'd never find them and get them out."

"I don't fancy traveling in a stinky RV."

"I don't either."

So, we did nothing.

Two days later, we were headed to a campground in Virginia on the Rappahannock River. We barely made it before the six o'clock closing.

That night, I heard again the scratching and nibbling under the sink. The next morning, I discovered the mouse had dined on potato and left its calling cards.

"Babies or no babies, we've got to do something about the mouse!" I showed Charlie the chewed potato the next morning.

We went to the campground store and purchased four mousetraps before heading south for the Outer Banks of

North Carolina.

When we were on our way, I said to Charlie, "Of all the things an RV store could carry, why would they have mouse traps?"

"Maybe it's a common thing. There's no way to keep them out, if you think about it."

That night we settled in at a pleasant campground in Rodanthe, just over the dunes from the ocean. Before we went to bed, we loaded four mousetraps with peanut butter and set them under the sink, in the bathroom cabinet and two in the compartments under the floor. I waited to hear the satisfying snap, but nothing.

The next morning, all the traps were just as we had left them.

"Maybe it got tired of traveling and bailed out in Virginia," Charlie commented.

We spent the morning touring around the Outer Banks enjoying the off-season emptiness. In the afternoon, we went to Manteo and the Aquarium.

Supper finished, we turned in for the night. Charlie went right to sleep. I stayed up and read a book I had picked up during the day. Finally, I turned off my reading lamp and snuggled in the bed. Just as I was drifting off to sleep, I heard: Whack! I grinned and fell asleep with a tiny guilty thought for mouse babies that were just orphaned.

The next morning, I opened the cabinet under the sink to the grisly scene of squished mouse. Turning over the trap to see the underside of the mouse, I was glad to see that it was male—no orphan babies this time. But something warned me that this would not be our last encounter with wildlife—tune in next time!



The Fern and the Bamboo (Submitted by Neat Scott, Author Unknown)

Club memberships are down, some of our Rallies are cancelled, but the prize goes to those who stay the course. A good example I found in this message: Enjoy. Think about what you might be able to do to help your club leaders stay on course. They are here to help. Let us hear what ideas you might have to strengthen our club. We have untapped talents within our membership. Do come forward now is the time.

One day I decided to quit.... I quit my job, my relationship, my spirituality.. I wanted to quit my life. I went to the woods to have one last talk with God.

"God", I said. "Can you give me one good reason not to quit?"

His answer surprised me...

"Look around", He said. "Do you see the fern and the bamboo?"

"Yes", I replied.

"When I planted the fern and the bamboo seeds, I took very good care of them. I gave them light. I gave them water. The fern quickly grew from the earth. Its brilliant green covered the floor. Yet nothing came from the bamboo seed. But I did not quit on the bamboo.

In the second year the Fern grew more vibrant and plentiful. And again, nothing came from the bamboo seed. But I did not quit on the bamboo".

He said. "In the third year, there was still nothing from the bamboo seed. But I would not quit.

In the fourth year, again, there was nothing from the bamboo seed. But I would not quit.

He said. "Then in the fifth year a tiny sprout emerged from the earth. Compared to the fern it was seemingly small and insignificant. But just 6 months later the bamboo rose to over 100 feet tall. It had spent the five years growing roots. Those roots made it strong and gave it what it needed to survive. I would not give any of my creations a challenge it could not handle."

He said to me. "Did you know, my child, that all this time you have been struggling, you have actually been growing roots. I would not quit on the bamboo. I will never quit on you. Don't compare yourself to others."

He said. "The bamboo had a different purpose than the fern, yet, they both make the forest beautiful."

"Your time will come," God said to me. " You will rise high!"

"How high should I rise?" I asked.

"How high will the bamboo rise?" He asked in return.

"As high as it can?" I questioned.

"Yes." He said, "Give me glory by rising as high as you can."

I left the forest and brought back this story.

I hope these words can help you see that God will never give up on you.....

Never regret a day in your life.
Good days give you Happiness.
Bad days give you Experiences.
Both are essential to life.
Keep going...

Happiness keeps you Sweet,
Trials keep you Strong,
Sorrows keep you Human,
Failures keep you Humble,
Success keeps You Glowing,
But Only God keeps You Going!

Have a great day! The Sun is shining!!

God is so big He can cover the whole world with his Love and so small He can curl up inside your heart.

"Life is not about waiting for the storm to pass -- it's about learning how to dance in the rain."

Handy Links (In no particular order)

FMCA Home Page	Parliament Coach	RV Electric Information
Vintage Birds	Coachcraft by MacDonald	RV Mechanic Online
Wanderlodge Owners Online	Bird Connection	Blue Bird Customer Access
Wanderlodge Owners Group	Bird Maps	Camping World
Wanderlodge Yahoo Forum	Bye Buy Bluebird	Dupree Products
Buddy Gregg Motorhomes	Classic Coachworks	RV Stuff USARV Toy Outlet
John Bleakley Motorhomes	Hydronic Heating Forum	RV Upgrade Store
Holland Motorhomes	Blue Bird Gear (Clothing etc.)	West Marine

Your Chapter Officers, Directors and Committee Members

President: Dan Jensen
Senior Vice President: Alan Ritchie
Treasurer: Greg Peterson
Secretary: Karen James
Northeastern Division VP: Jay Zeiglar
South Central Division VP: Roy Zanca
West Central Division VP: Jim Olds
Eastern Central Division VP: Paul Spear
Southeastern Division VP: Jimmie Cox
Western Division VP: Dan Sunderland
National FMCA Director: Bill Kirchner
Alt. National FMCA Director: Jon Scott
Past President: Tom Bay
Welcome Hostess: Neat Scott
Sunshine & Mists: Brenda Rodgers

Newsletter Committee
Rich Ducci: Chairman
Neat Scott
Ralph Fullenwider
Karen James
Kay Losh
Alan Ritchie
Slim Somerville
Martha Vaughn
Shane Fedeli
The following email addresses have been set up for your convenience. Your Chapter Officers, Directors and Committee Members want to hear from you.
President@BlueBirdChapter.org
Secretary@BlueBirdChapter.org

Treasurer@BlueBirdChapter.org
SeniorVP@BlueBirdChapter.org
NortheastVP@BlueBirdChapter.org
SouthCentralVP@BlueBirdChapter.org
WestCentralVP@BlueBirdChapter.org
EastCentralVP@BlueBirdChapter.org
SoutheastVP@BlueBirdChapter.org
WesternVP@BlueBirdChapter.org
NationalDir@BlueBirdChapter.org
AltNatDir@BlueBirdChapter.org
Newsletter@BlueBirdChapter.org
TechTips@BlueBirdChapter.org
Cooking@BlueBirdChapter.org
Sunshine@BlueBirdChapter.org
[Welcome@BlueBirdChapter.org](mailto>Welcome@BlueBirdChapter.org)
Classifieds@BlueBirdChapter.org

CUT ALONG DOTTED LINE—NOTE: Rally Committee Reserves the Right to Add Even More Fun at No Extra Charge!

[Blue Bird Chapter, FMCA Rally Registration Form - Use This Form For Any Chapter Rally Registration](#)

Date: _____ Rally Name/Event You are Registering For _____
Last Name: _____ First Names: _____
Address: _____ City/ State/ Zip: _____
Phone #: _____ Cell # _____ Email: _____
Make of Coach: _____ Length: _____ Model _____
Blue Bird Club # _____ FMCA # _____ First time: _____ Handicap? _____
Number of People 1 _____ 2 _____ Additional Person (s) _____ Total Amount Enclosed \$ _____
Check Enclosed _____ (Checks must be made to "The Blue Bird Chapter of FMCA")
OR: Credit Card # _____ Expiration Date _____ CCV # _____
Visa _____ Master Card _____ Discover _____ American Express _____

Mail to: Treasurer, Blue Bird Chapter of FMCA , 3590 Round Bottom Road , Cincinnati, OH 45244

Classifieds: Submitted by Shane Fedeli

1982 FC35SB Bluebird Wanderlodge Has all the normal Wanderlodge goodies and is well optioned. Partially remodeled interior, cockpit has new carpet, hardwood laminate floors, carpet for bedroom (not installed), new laminate for bath (not installed). The exterior is in good shape other than the outdated colors. About 110k on coach. Contact Gary Somers at gsomersjr@hotmail.com or call 304-258-3852.



1984 PT40 Bluebird Wanderlodge 6V92, 325 HP, Allison MT654-CR 5 Speed Automatic with Retarder. All appliances are in excellent working order. 234,010 miles. New start & house batteries installed in August 2008. Complete set of manuals including 'Blue Box'. New brakes and suspension air-bags all the way around. Coach is very clean, never been smoked in and has been meticulously maintained. Asking \$42,500. For More information Contact Brian Prinkki at 626-536-1719 or by email at brian@remotetechnet.net



1979 FC33 SB Wanderlodge Asking \$14,000, Coach is in good condition, located in Atlanta, Georgia. For questions/additional info, contact Suzette Wright at (301) 440-4301 or by email at Suzette.Wright@faa.gov.



1994 Wanderlodge WB40 95,000 miles, Detroit Diesel 8V92 w/Bulk Oil Fill, Allison HT-755 Transmission, 15 KW Power Tech Generator. ½ booth dinette w/ free standing chair, Leather sofa and recliner chair. Asking \$85,000, Will Negotiate. Contact Joe at 715-559-5947 or by email at nrausch.rn@gmail.com with additional questions or to set up a showing.



Classifieds (Continued)

2000 Wanderlodge LXI Millennium Edition 57,000 miles, we are the second owners. Always stored in heated hanger. No Pets, No Smokers. Washer/dryer combo, Basement freezer/frig, 4 drawer stainless tool box. Extensive maintenance records, new tires, new batteries for motor coach and generator. New shocks, steering stabilizer, new transport brake linings. **Price reduced to \$165,000 OBO.** Coach is located 25 miles south of Ft. Worth. Contact Gary Hyndman at 817-247-9323 or by email at roydog29@msn.com with additional questions.



1982 FC35SB Bluebird Wanderlodge 3208NA Caterpillar Diesel engine, actual mileage unknown, 5 speed Allison automatic transmission. New starter-2008, new alternator -2008, 4 new batteries installed April 2010, new air cans on front and back brakes - 2008. The interior was redone at the factory in the 1990's and is in excellent condition. Asking \$30,000 OBO. Located in Kathleen, GA. Contact Sandy White at lostgold@yahoo.com with additional questions.



1984 FC35 SB Wanderlodge 124,875 miles, Coach is in very good condition. Asking \$30,000. For questions/ additional info, contact Howard Smith at 803-568-4755 or by email at howlyn@pbtcomm.net



1981 Wanderlodge FC 35 Rear Bath 3208 turbo Diesel Caterpillar Engine. 500 Allison 4 speed automatic transmission. 10 kW 4 cyl diesel generator. 65,000 miles on coach, about 50,000 miles on the engine. Sleeps 6, large rear bathroom across the back of the bus with tub & shower. Asking \$27,500. Contact Norm Wobschall at 507-456-3728 or at normco3@yahoo.com for more photos and info.



Classifieds (Continued)

2000 Wanderlodge LXI 97,000 miles. 500 HP Series 60 Detroit Engine. Allison transmission w/ Jacobs Engine Retarder, Kitchen single slide, 260 gal. fuel / 48 gal. LPG, 150 gal. fresh water, 160 gal. grey & black water, 3 roof air ac's, Aquahot & electric heat,. Asking \$194,000. Contact Richard Ramsey at yeamar49@yahoo.com or by phone at 850-447-1700.



1984 PT40 Bluebird Wanderlodge 6V92TAC 325 HP Allison MT654-CR 5 Speed Automatic with Retarder. 234,010 miles showing on odometer. Original engine was replaced with a Detroit Diesel factory remanufactured Silver Series 6V92TAC at around 153,000 miles due to a spun bearing, 6 new batteries installed in December 2009. Complete set of manuals including a full set of electrical schematics (full size drawings) and Asking \$47,500. Contact Page Britt at KE4WKL@gmail.com or by phone at 850-528-6862



1997 Wanderlodge BMC 40' Coach has approximately 74,000 miles on the Spartan K-3 chassis with Cummins M-11 and Allison 4060 transmission + engine brake Front-end bra. Driver side couch was recovered in cloth by Muriel, Ft. Valley in 2008. Other couch is leather. Chassis is fully serviced and ready to go. Asking \$95,000. Contact Michael Brody at 772-463-1078 or by email at mibrody@msn.com



1996 Wanderlodge BMC 40' Only 27,000 miles! Cummins M11 (400HP), Allison 6 speed transmission, two stage Jacobs retarder, Prior Sale fell through- new, reduced price is \$78,500.00. Contact Bob Neary by phone at 435-668-3456 or by email at neary@infowest.com

(Photos on next page)



1991 Wanderlodge PT40 WB- 8V92 engine, Allison 5 speed transmission w/retarder. Coach is in excellent shape and road-ready for \$105,000 OBO. Coach located in Newton, GA. Call Kathy or Steve Enfinger at (229)-881-1720 or by email at klenfin-ger@gmail.com



1997 Wanderlodge PT43 WB- 87,000 miles, Series 60 DD Engine, with Allison six speed transmission, 3 stage Jacobs brake, lift able tag, Powertech 15 KW Generator with approx. 1300 hrs. Ready to hit the road at \$97,500.00, or would consider as a partial trade a PT 36' or PT 38' '86 or newer. Contact Ellis Coleman at 352-473-5002 or by email at jcoleman43@bellsouth.net



1986 Wanderlodge PT40- Detroit Diesel 8V92, 475HP, Allison Transmission. Coach is in Great Shape- it's been garage keep most of its life! 107,000 miles, 12.5KW Diesel Generator, 2964 Engine Hours, 3 roof Airs, 4 Heaters, Automatic Leveling System, Ice Maker, Central Vacuum, odor free. Priced at \$59,995. Call Rick Vossen at 850-527-4765 or by email at rvofpanamacity@live.com



BLUE BIRD CHAPTER OF FMCA, LLC

Information in this newsletter was supplied by members of the Chapter and other parties who have given permission to reproduce articles written by them. Although all information contained herein is believed to be reliable, we have not independently verified it and can make no guarantee of accuracy.

Send your article contributions to:
Newsletter@BlueBirdChapter.org



The Blue Bird Chapter of FMCA, AKA, the Family of Friends was Chartered July 15,1975. The general purpose of the Blue Bird Chapter is to promote the goals and objectives of the Family Motor Coach Association (FMCA) and to operate within the guidelines of the FMCA. The specific purpose of this Chapter is to promote fellowship, camaraderie, cooperation and enjoyment of Blue Bird Wanderlodge and BMC coaches by their owners. The Chapter plans rallies and other social events that promote solidarity and friendship through lifestyles shared by these owners. Members help each other by sharing knowledge and promoting the travel and lifestyle these fine machines make possible. If you presently own a Blue Bird Wanderlodge or BMC motor coach, your ownership will be enhanced by filling out the application below. We look forward to you joining this unique and international "Family of Friends". If already a member we appreciate your continued support and welcome your comments, newsletter contributions and

APPLICATION FOR MEMBERSHIP / RENEWAL / CHANGE FORM

You must be a member of the **FAMILY MOTOR COACH ASSOCIATION**. Your club application fee is \$50 which includes two name badges and dues for the current year. Your dues are \$25 per year. Make check payable to the **BLUE BIRD CHAPTER of FMCA, LLC**.

New Application \$50.00 _____
Renewal \$25.00 _____
Information Update _____

DATE _____ FMCA # _____

LAST NAME _____

STREET/SHIPPING ADDRESS _____

CITY/STATE/ZIP _____

E-MAIL ADDRESS _____

PHONE NUMBER _____ CELL # _____

OFFICE NUMBER _____ COACH # _____

PLEASE PRINT FIRST AND LAST NAMES AS YOU WANT THEM TO APPEAR ON YOUR CLUB BADGES:

(New Applications Only)

1ST **BADGE** _____

2ND **BADGE** _____

PLEASE RETURN FORM TO:
Blue Bird Chapter of FMCA
3590 Round Bottom Road

Print, Fill Out and Mail **OR**

[Click Here To Fill Out On Line.](#)